



# 2021-2022 IUPUI BASKETBALL GAME NOTES

# IUPUI

## SCHEDULE/RESULTS

(1-6, 0-1 HORIZON)

Date	Opponent	Result/Time
Nov. 3	# Anderson (ESPN+)	W, 74-60
Nov. 9	at Butler (FS1 Whiparound)	L, 47-56
Nov. 11	at Evansville (ESPN3)	L, 40-60
Nov. 15	^ vs. Denver	L, 47-63
Nov. 16	^ vs. Texas A&M-CC	L, 59-65
Nov. 17	^ at UTSA	L, 57-60
Nov. 23	Spalding Univ. (ESPN+)	W, 61-41
Dec. 2	*Detroit Mercy (ESPN+)	L, 45-69
Dec. 4	*Oakland (ESPN+)	12:00 pm
Dec. 10	at Tennessee State (ESPN+)	7:00 pm
Dec. 16	Chicago State (ESPN+)	7:00 pm
Dec. 21	Morehead State (ESPN+)	7:00 pm
Dec. 30	*Cleveland State (ESPN+)	7:00 pm
Jan. 1	*Purdue Fort Wayne (ESPN+)	2:00 pm
Jan. 6	*at Northern Kentucky (ESPN+)	7:00 pm
Jan. 8	*at Wright State (ESPN+)	2:00 pm
Jan. 10	*UIC (ESPN+)	7:00 pm
Jan. 13	*at Green Bay (ESPN+)	8:00 pm
Jan. 15	*at Milwaukee (ESPN+)	3:00 pm
Jan. 20	*Wright State (ESPN+)	7:00 pm
Jan. 22	*Northern Ky. (ESPN+)	12:00 pm
Jan. 27	*at Oakland (ESPN+)	7:00 pm
Jan. 29	*at Detroit Mercy (ESPN+)	1:00 pm
Feb. 3	*Youngstown State (ESPN+)	7:00 pm
Feb. 5	*Robert Morris (ESPN+)	12:00 pm
Feb. 10	*at Purdue Fort Wayne (ESPN+)	7:00 pm
Feb. 12	*at Cleveland State (ESPN+)	3:00 pm
Feb. 14	*at UIC (ESPN+)	8:00 pm
Feb. 17	*at Robert Morris (ESPN+)	7:00 pm
Feb. 19	*at Youngstown State (ESPN+)	2:00 pm
Feb. 24	*Milwaukee (ESPN+)	8:00 pm
Feb. 26	*Green Bay (ESPN+)	tba
Mar. 1	& HL Tourney - 1st Round	tba
Mar. 3	& HL Tourney - Quarterfinals	tba
Mar. 7	& HL Tourney - Semifinals	tba
Mar. 8	& HL Tourney - Championship	tba

home games listed in **bold**  
 \* denotes Horizon League games  
 ^ 210 San Antonio Shootout (San Antonio, Texas)  
 & denotes Horizon League Tournament games  
 (quarterfinals on campus sites / semis and finals in Indy)

## MEDIA COVERAGE

TV: ESPN+

Scott Agness (pxp);  
 Bob Lovell (analyst)

Video Stream: ESPN+

Live Stats: IUPUIJags.com

Twitter: @IUPUIJaguars / @IUPUIMensBball

## MBB CONTACT

Ed Holdaway - IUPUI Assistant AD

Email: eholdawa@iupui.edu

Twitter: @EdHoldaway

Cell: 317-908-2645

'03 NCAA TOURNAMENT, 2010 CBI, 2019 CIT

## IUPUI (1-6, 0-1 HL) vs. OAKLAND (6-2, 1-0 HL)

December 4, 2021 - 12:00 p.m. | Indianapolis, Ind. | Indiana Farmers Coliseum (6,800)

## STAT BREAKDOWN

NET	KenPom	BPI	NET	KenPom	BPI
271	346	338	255	134	159
50.9			PPG	68.6	
59.1			Opp. PPG	68.0	
-8.2			Scoring Margin	+0.6	
.381			FG%	.434	
.396			Opp. FG%	.412	
33.9 (+2.3)			RPG (Margin)	35.8 (-0.4)	
.278			3FG%	.259	
.317			Opp. 3FG%	.269	
.615			FT%	.748	
10.9			Assists/G	10.8	
17.9 (-3.9)			TO/G (Margin)	14.3 (-0.4)	

## SERIES BREAKDOWN

Overall:	20-28
Crenshaw vs. Oakland:	0-0
at Oakland:	4-17
at IUPUI:	13-9
neutral:	3-2
Last Meeting:	Feb. 27, 2020
Outcome:	IUPUI 71-68 (in Indy)
Streak:	IUPUI has won 2

## Opponent Stat Leaders

Points:	Jamal Cain (22.1 ppg)
Rebounds:	Jamal Cain (11.0 rpg)
Assists:	Jalen Moore (7.0 apg)
Threes Made:	Blake Lampman (11)
Blocked Shots:	Trey Townsend (8)
Steals:	Jamal Cain (19)
Minutes Played:	Trey Townsend (38.9 mpg)

## THE JAGUARS

### PROBABLE STARTERS (based on last game)

No.	Name	Yr.	Pos.	Ht.	Hometown	PPG	RPG	APG	FG%	3FG%	FT%
00	B.J. Maxwell	Gr.	G/F	6-5	Austin, Texas	12.2	5.3	0.5	.333	.258	.773
1	KJ Pruitt	Fr.	G	6-4	Lewisville, Texas	4.4	2.6	1.6	.400	.273	.667
5	Nathan McClure	Jr.	G	6-4	Houston, Texas	4.9	4.4	0.6	.361	.217	.600
25	Boston Stanton III	Fr.	G	6-5	Denver, Colo.	4.6	2.1	2.0	.275	.320	.500
24	Jonah Carrasco	Sr.	F	6-9	Wichita, Kan.	3.6	3.7	0.1	.556	---	.500

### OFF THE BENCH

2	Bobby Harvey	Sr.	G	6-3	Chicago, Ill.	5.4	3.0	1.0	.325	.385	.667
4	Bakari LaStrap	So.	G	6-0	Houston, Texas	4.6	1.4	2.3	.394	.200	.500
10	Mike DePersia	Jr.	G	5-11	Cherry Hill, N.J.	3.6	1.6	2.4	.429	.400	.333
12	Azariah Seay	Sr.	G	6-4	Montgomery, Ala.	4.3	2.7	0.6	.355	.125	.600
23	Chuks Isitua	Fr.	F/C	6-11	Lagos, Nigeria	4.3	2.0	0.3	.714	---	.667
33	Dimitar Pandev	Sr.	F	6-10	Strumica, Macedonia	1.9	1.4	0.3	.545	.250	---

## QUICK HITTERS

- IUPUI ranks tied for 32nd in the nation in scoring defense, holding foes to just 59.1 points per contest. No IUPUI opponent has hit 70 points in a game this season.
- After being outrebounded in the season's first two games by a total of 19 rebounds, IUPUI hasn't been outrebounded in a game since. The Jaguars top the Horizon League in rebounding margin at +2.3 per contest and have grabbed double-digit offensive rebounds in each of the past five games. IUPUI is one of two teams in the Horizon League (Northern Kentucky) to have a positive rebounding margin at this juncture of the season.
- In his first season, head coach **Matt Crenshaw** faces the unenviable task of having to take over a program that lost its all-time leading rebounder (**Elyjah Goss**), all-time leader in threes made (**Jaylen Minnett**) and a two-time all-league guard that's now playing in the NBA G League (**Marcus Burk**). Burk averaged 21.7 points last season while Minnett poured in 16.4 points per game last season. Goss averaged 11.1 points and 11.6 rebounds per game and also led the team in blocked shots. All total, IUPUI returns just 32.5 percent of the team's scoring and 49.3 percent of the team's minutes from a season ago.
- IUPUI's two returning starters are junior guard **Mike DePersia** (5.0 ppg, 3.74 a/to) and **Nathan McClure** (4.4 ppg, 13 3's). Two other key returners are **Azariah Seay** (5.7 ppg) and **Bobby Harvey** (5.6 ppg).
- IUPUI has been brilliant defensively in the season's first five games, holding foes to just 60.8 points per game and 38.6 percent shooting from the field. The Jags rank among the top 100 nationally in both categories to start the year. No IUPUI opponent has topped 50 percent from the field this season and three of the five have been held under 40 percent. In its most recent game, IUPUI held UTSA to just 33.3 percent from the floor (21-of-63).
- Graduate transfer **B.J. Maxwell** was named to the 210 San Antonio Shootout All-Tournament Team after leading IUPUI in scoring (13.7 ppg) and rebounding (6.0 rpg) and shooting 91 percent from the free throw line over the three games. He capped the event with his first career double-double (13 pts, 10 reb, 2 ast) against UTSA on Nov. 17.

## 2021-2022 ROSTER

### NUMERIC ROSTER

##	Name	Pos.	Ht.	Wt.	Yr.	Hometown/High School (Previous)
00	B.J. Maxwell	G/F	6-5	200	Gr.	Austin, Texas/LBJ (St. Edward's (Tex.) Univ.)
1	KJ Pruitt	G	6-4	203	Fr.	Lewisville, Texas/Sunrise Christian Academy
2	Bobby Harvey	G	6-3	200	Sr.	Chicago, Ill./Hillcrest (Wabash Valley (Ill.) College)
4	Bakari LaStrap	G	6-0	170	So.	Houston, Texas/The Woodlands Christian Academy
5	Nathan McClure	G	6-4	175	Jr.	Houston, Texas/Concordia Lutheran (State Fair (Mo.) C.C.)
10	Mike DePersia	G	5-11	175	Jr.	Cherry Hill, N.J./Haddonfield Memorial
11	Kaleb Edwards	G	6-3	175	Fr.	Fishers, Ind./Guerin Catholic
12	Azariah Seay	G	6-4	195	Sr.	Montgomery, Ala./Robert E. Lee (Blinn (Texas) College)
15	Zach Gunn	F	6-6	210	Gr.	Fishers, Ind./Hamilton Southeastern (Ball State)
20	Derek Petersen	G	6-2	175	Fr.	Greenwood, Ind./Greenwood Christian (Hope College)
23	Chuks Isitua	F/C	6-11	220	Fr.	Lagos, Nigeria/Jack Yates (Tex.)
24	Jonah Carrasco	F	6-9	220	Sr.	Wichita, Kan./Wichita North (Otero (Colo.) J.C.)
25	Boston Stanton III	G	6-5	190	Fr.	Denver, Colo./Denver East
33	Dimitar Pandev	F	6-10	225	Sr.	Strumica, Macedonia/The Skill Factory (Ga.) (Clarendon College)

**Head Coach:** Matt Crenshaw (1st season as HC - IUPUI, '04; 13th season at IUPUI)

**Assistant Coach:** Antwain Banks (1st season - IU Southeast, '04)

**Assistant Coach:** Tommy Strine (1st season - IPFW, '14)

**Assistant Coach:** Roy Hairston (3rd season - Purdue, '97)

**Director of Operations:** Aaron Evans (3rd season - Marian, '14)

### ROSTER BREAKDOWNS

#### BY CLASS-

**Freshmen:** 5

**Juniors:** 2

**Grads:** 2

**Sophomores:** 1

**Seniors:** 4

#### BY PRIMARY POSITION-

**Guards:** 10

**Centers:** 0

**Forwards:** 4

#### BY HOME STATE/COUNTRY-

**Texas:** 4

**Indiana:** 3

**Illinois/Alabama/Colorado/Kansas/**

**New Jersey/Macedonia/Nigeria:** 1

### PRONUNCIATION GUIDE

Jonah **CARRASCO** (cuh-RASS-ko)

**CHUKS** (CHOOKS) **ISITUA** (ee-see-TOO-uh)

**DIMITAR** (DIM-ee-tar) **PANDEV** (PAN-dev)

**AZARIAH** (AZ-uh-rye-uh) **SEAY** (SAY)

## RADIO / TV ROSTER




**#00 - B.J. MAXWELL**

6-5 // Gr. // G/F

Austin, Texas

Public Relations MA




**#1 - KJ PRUITT**

6-4 // Fr. // G

Lewisville, Texas

Sports Management



**#2 - BOBBY HARVEY**

6-3 // Sr. // G

Chicago, Ill.

General Studies



**#4 - BAKARI LaSTRAP**

6-0 // Soph. // G

Houston, Texas

Business




**#5 - NATHAN McCLURE**

6-4 // Jr. // G

Houston, Texas

General Studies



**#10 - MIKE DePERSIA**

5-11 // Jr. // G

Cherry Hill, N.J.

Finance



**#11 - KALEB EDWARDS**

6-3 // Fr. // G

Fishers, Ind.

Business




**#12 - AZARIAH SEAY**

6-4 // Sr. // G

Montgomery, Ala.

General Studies




**#15 - ZACH GUNN**

6-6 // Gr. // F

Fishers, Ind.

Organizational Leadership MS



**#20 - DEREK PETERSEN**

6-2 // R-Fr. // G

Greenwood, Ind.

Computer Engineering



**#23 - CHUKS ISITUA**

6-11 // Fr. // F/C

Lagos, Nigeria

OLS




**#24 - JONAH CARRASCO**

6-9 // Sr. // F

Wichita, Kan.

General Studies



**#25 - BOSTON STANTON III**

6-5 // Fr. // G

Denver, Colo.

Psychology



**#33 - DIMITAR PANDEV**

6-10 // Sr. // F

Strumica, Macedonia

General Studies



**MATT CRENSHAW**

Head Coach

13th season at IUPUI

1st season as HC



**ANTWAIN BANKS**

Assistant Coach

1st season



**TOMMY STRINE**

Assistant Coach

1st season



**ROY HAIRSTON**

Assistant Coach

3rd season



## POLLS

ASSOCIATED PRESS <i>Week 4 - Nov. 29</i>		COACHES <i>Week 4 - Nov. 29</i>	
Rank	Team (1st)	Rank	Team (1st)
1.	Duke (51)	1.	Duke (19)
2.	Purdue (9)	2.	Purdue (10)
3.	Gonzaga (1)	3.	Gonzaga
4.	Baylor	4.	Baylor (2)
5.	UCLA	5.	UCLA
6.	Villanova	6.	Villanova
7.	Texas	7.	Kansas
8.	Kansas	8.	Texas
9.	Kentucky	9.	Arkansas
10.	Arkansas	10.	Kentucky
11.	Arizona	11.	Arizona
12.	BYU	12.	Florida
13.	Tennessee	13.	BYU
14.	Florida	14.	Houston
15.	Houston	15.	Tennessee
16.	Alabama	16.	Alabama
17.	UConn	17.	UConn
18.	Memphis	18.	USC
19.	Iowa State	19.	Memphis
20.	USC	20.	Auburn
21.	Auburn	21.	Wisconsin
22.	Michigan State	22.	Michigan State
23.	Wisconsin	23.	Iowa State
24.	Michigan	24.	Michigan
25.	Seton Hall	25.	St. Bonaventure

### MID-MAJOR TOP 25

<i>November 29</i>					
Rk	Team (1st)	Record	Pts.	Prev.	Conf.
1	Gonzaga (31)	6-1	775	1	West Coast
2	BYU	6-0	741	2	West Coast
3	San Francisco	8-0	697	6	West Coast
4	Saint Mary's	6-1	667	5	West Coast
5	Loyola Chicago	5-2	625	4	Missouri Valley
6	Belmont	5-2	589	8	Ohio Valley
7	Iona	6-2	509	7	Metro Atlantic
8	Ohio	5-1	493	15	Mid-American
9	South Dakota State	6-2	455	11	Summit
10	Weber State	6-0	406	18	Big Sky
11	Oakland	5-2	363	17	Horizon
12	Georgia State	4-2	345	9	Sun Belt
13	UCSB	3-1	342	13	Big West
14	New Mexico State	5-1	317	14	Western Athletic
15	Toledo	5-1	287	21	Mid-American
16	Chattanooga	5-1	275	12	Southern
17	Drake	3-3	263	3	Missouri Valley
18	Missouri State	4-2	247	16	Missouri Valley
19	Buffalo	3-3	207	10	Mid-American
20	UC Irvine	4-1	205	NR	Big West
21	Furman	4-3	119	24	Southern
22	Santa Clara	5-2	109	20	West Coast
23	Norfolk State	7-1	106	NR	MEAC
24	Liberty	3-3	91	NR	ASUN
25	Yale	4-4	86	23	Ivy League

### HORIZON LEAGUE PRESEASON POLLS

#### Pl. School (1st-place) - Votes

1.	Cleveland State (30) - 502
2.	Wright State (9) - 463
3.	Northern Kentucky (1) - 406
4.	Milwaukee (2) - 396
5.	Detroit Mercy (2) - 350
6.	Oakland - 340
7.	Youngstown State - 214
8.	UIC - 204
9.	Purdue Fort Wayne - 169
10.	Robert Morris - 157
11.	Green Bay - 146
12.	IUPUI - 85

#### Preseason POTY: Antoine Davis, Detroit Mercy First Team (alphabetical order by school)

Torrey Patton, Cleveland State  
Antoine Davis, Detroit Mercy  
Patrick Baldwin Jr., Milwaukee  
Jalen Moore, Oakland  
Grant Basile, Wright State

#### Second Team (alphabetical order by school)

DeAndre Gholston, Milwaukee  
Trevon Faulkner, Northern Kentucky  
Marques Warrick, Northern Kentucky  
Jarred Godfrey, Purdue Fort Wayne  
Tanner Holden, Wright State

## HORIZON LEAGUE

HORIZON LEAGUE STANDINGS <i>through games on Dec. 2</i>		
Team	Overall (Pct.)	HL (Pct.)
Oakland .....	6-2 (.750)	1-0 (1.000)
Cleveland State.....	5-2 (.714)	1-0 (1.000)
Youngstown State.....	3-3 (.500)	1-0 (1.000)
Green Bay .....	2-5 (.286)	1-0 (1.000)
Wright State .....	2-5 (.286)	1-0 (1.000)
Detroit Mercy .....	1-6 (.143)	1-0 (1.000)
Purdue Fort Wayne .....	3-4 (.429)	0-1 (.000)
Northern Kentucky .....	2-4 (.333)	0-1 (.000)
UIC .....	2-5 (.286)	0-1 (.000)
<b>IUPUI.....</b>	<b>1-6 (.143)</b>	<b>0-1 (.000)</b>
Milwaukee.....	1-6 (.143)	0-1 (.000)
Robert Morris .....	0-6 (.000)	0-1 (.000)

HORIZON LEAGUE SCHEDULE		
Date	Game	Time
12/4	*Oakland at IUPUI	12pm
	*Robert Morris at Milwaukee	12pm
	*Northern Ky. at Purdue Fort Wayne	1pm
	*Wright St. at Cleveland St.	3pm
	*Youngstown St. at Green Bay	7pm
12/5	*Detroit Mercy at UIC	2pm
12/7	Oakland at Bowling Green	7pm
12/8	Canisius at Northern Ky.	7pm
	Lancaster Bible at Robert Morris	7pm
	Central Mich. at Youngstown St.	7pm
	Purdue Fort Wayne at SIUE	8pm
12/9	Detroit Mercy at Kent State	7pm
12/10	IUPUI at Tennessee St.	7pm
	Green Bay at Kansas City	8pm
	Milwaukee at Colorado	9:30pm
12/11	SEMO at Purdue Fort Wayne	1pm
	Western Michigan at Detroit Mercy	1pm
	Canisius at Youngstown St.	2pm
	UIC at Central Michigan	7pm
	Florida Gulf Coast at Robert Morris	7pm
12/12	Alice Lloyd at Northern Ky.	2pm
	Green Bay at Kansas St.	5pm
12/13	Rhode Island at Milwaukee	8pm
	Cleveland St. at Oklahoma St.	8pm
12/14	DePaul at UIC	8pm
12/15	Akron at Wright St.	7pm
12/16	Chicago St. at IUPUI	7pm
12/18	Westminister at Youngstown St.	12pm
	Tennessee Tech at Wright St.	2pm
	Cleveland St. at Duke	4pm
	Northern Ky. at Eastern Ky.	7pm

IUPUI IN HORIZON LEAGUE STATS <i>through games on Dec. 2 [denotes NCAA ranking]</i>		
Category	HL [Nat Rk.]	Stat
Scoring .....	12th.....	50.86 ppg
Scoring Defense.....	1st [24th] .....	59.14 ppg
Scoring Margin.....	9th .....	-8.29 ppg
Rebounding Margin .....	1st .....	+2.29 rpg
Field Goal % .....	12th.....	38.1%
3Pt Field Goal % .....	9th .....	27.8%
Free Throw % .....	11th .....	61.5%
Assists .....	8th .....	10.86 apg
Turnovers.....	12th.....	17.86 to/g
Turnover Margin.....	11th .....	-3.86 to/g
Assist/TO Ratio .....	12th.....	0.61 a/to
Blocked Shots .....	8th .....	2.86 bpg
Steals .....	11th .....	4.57 spg
Offensive Rebounds....	t-4th .....	9.86 rpg
Defensive Rebounds....	7th .....	24.00 rpg
Offensive Reb. Pct. ....	2nd .....	30.7%
Defensive Reb. Pct .....	5th .....	72.1%
3FG Made .....	8th .....	6.00/game
Category	Rank	Stat
<b>Rebounding</b>		
B.J. Maxwell	18th	5.33 rpg
<b>FT Percentage</b>		
B.J. Maxwell	10th	77.3%
<b>3FG Made</b>		
Bobby Harvey	t-15th	1.43/game
<b>Blocked Shots</b>		
Chuks Isitua	t-12th	0.86 bpg
B.J. Maxwell	t-15th	0.83 bpg

## DEFENSIVE NUGGETS

IUPUI has been incredibly stingy all season long, holding four of seven foes under 40 percent and ranking among the top-50 in the country in scoring defense at 59.1 points allowed per game. They easily lead the Horizon League as Cleveland State is second in the league at 62.0 points allowed per game. In addition, IUPUI is holding opponents to just 39.6 percent shooting and is one of three teams (Cleveland State and Milwaukee) under 40 percent shooting this season.

## CLAMPS

IUPUI held Spalding to just 10 first half points in its 61-41 win over the Golden Eagles on Nov. 23. The 10 first half points matched the fewest by any team in the country this season. Below is the list of the four lowest offensive outputs this season:

- 10 – IUPUI vs. Spalding [Non D1] (Nov. 13, 2021)
- 10 – Georgia State vs. Brewerton [Non D1] (Nov. 9, 2021)
- 12 – Pacific vs. Chicago State (Nov. 22, 2021)
- 16 – Murray State vs. Long Beach State (Nov. 23, 2021)

The 41 points allowed matched the fewest by an IUPUI opponent in program history, tying the 41 scored by Indiana State on Dec. 23, 2008 in the Jaguars' 62-41 victory.

## ON THE GLASS

IUPUI is also tops in the Horizon League in rebounding margin, outrebounding opponents by 2.3 caroms per game. The Jags are one of just two teams in the Horizon League (Northern Kentucky) with a positive rebounding margin at this point in the season.

## TRENDS

IUPUI has outshot four of its seven opponents from the field this season and outrebounded four of its seven opponents on the season. After being outrebounded by a combined 19 boards in the season's first two losses at Butler and Evansville, the Jags have not been outrebounded in any of the past five games.

## BY COMMITTEE

It's becoming evident that IUPUI's offense is going to come by committee this season as the Jaguars lack a true go-to-scorer. Through seven games, IUPUI has had just nine double-digit scoring games as B.J. Maxwell has done it five times and four others have tallied 10-or-more once.

Conversely, IUPUI has eight players scoring more than four points per game.

Maxwell has led the team in scoring in all six of his appearances and Bakari LaStrap led the team in scoring in the win over Spalding.

## TAP INTO THE RESERVES

With the committee approach being the case, IUPUI is averaging 19.4 points per game off the bench this season. Harvey (5.4 ppg) and LaStrap (4.6 ppg) lead the reserves in scoring this season.

## MAD MAX

Graduate transfer and former Detroit Titan B.J. Maxwell has been IUPUI's top weapon thus far, leading the team in scoring (12.2 ppg) and rebounding (5.3 rpg) and easily pacing the squad in field goal attempts (72), three-point attempts (31) and free throw attempts (22), despite missing a full game due to injury.

His 72 shot attempts are 21 percent of the team's tries as Bobby Harvey and Boston Stanton III are second on the team with 40 attempts each.

## CRAFTY VETERAN

Maxwell is an interesting case study in today's new world of college basketball as he's entering his seventh year of college this season. After redshirting his opening season (2015-16) at Abilene Christian, he played three full seasons at ACU before transferring out for a fifth season. He played just two games at Detroit Mercy in 2019-20 before suffering a season ending injury and receiving another season of eligibility. He spent all of last season at Saint Edward's University in Austin, Texas, where he averaged 18.6 points and 5.3 boards per game while earning NABC Second Team All-District honors.

After all NCAA student-athletes were granted an additional year of eligibility due to COVID-19 issues, Maxwell opted to join the IUPUI program for a seventh season of schooling. He enters this season having played 94 collegiate basketball games and having scored 758 points across both NCAA Division I and II levels.

## QUIET KJ

Freshman KJ Pruitt is quietly beginning to play really solid basketball and leads the team in minutes played (187) this season. Pruitt is averaging 4.4 points, 2.6 rebounds and 1.6 assists per game. However, in the last three games, Pruitt is averaging 5.3 points, 2.7 rebounds and 2.0 assists per game with a 1.67 assist-to-turnover ratio.

## SPYING THE FIRST

IUPUI needed the victory the victory over Spalding to avoid the first-ever 0-6 start in program history. This season marked the third 0-5 start to the year in program history (1999-2000 & 1992-1993).

## EXPERIENCE MATTERS

Despite having eight players classified as upperclassmen, the IUPUI roster entered this season without a ton of actual Division I experience. Mike DePersia

## UNIVERSITY QUICK FACTS

<b>Location</b>	Indianapolis, Ind.
<b>Founded</b>	1969
<b>Nickname</b>	Jaguars
<b>Colors</b>	Red, gold & black
<b>Enrollment</b>	30,000
<b>Affiliation</b>	NCAA Division I
<b>Conference</b>	The Horizon League
<b>Home Facility (Cap.)</b>	Indiana Farmers Coliseum (6,800)
<b>Chancellor</b>	Dr. Nasser Paydar
<b>Athletics Director</b>	Dr. Roderick Perry
<b>Website</b>	www.IUPUIJags.com
<b>Twitter</b>	@IUPUIJaguars
<b>Athletics Phone</b>	(317) 278-5247
<b>Mailing Address</b>	1000 Waterway Blvd. Indianapolis, IN 46202

## BASKETBALL HISTORY

<b>First Yr. of basketball</b>	1972
<b>Seasons of basketball</b>	51st
<b>Seasons of Division I basketball</b>	24th
<b>Division I (1998-pres.) Record</b>	290-337 (.463)
<b>NCAA Appearances</b>	1
<b>Last NCAA Appearance</b>	2003
<b>Last Postseason Appearance</b>	2019 (CIT - First Round)

## UNIVERSITY NOTES

### ABOUT THE UNIVERSITY

IUPUI is a public research university located in downtown Indianapolis that is the result of a merger of the Purdue Indianapolis Extension Center (1946) and Indiana University Indianapolis (1916). The merger was completed in 1969 and athletics began in 1972.

The university offers more than 200 degree programs and boasts an enrollment over 30,000 (22,000 undergrad and 8,000 postgrad). The university also boasts an endowment of more than \$850 million.

The university is ranked among the Top 200 "National Universities" and ranked 7th for "Up and Coming Schools." U.S. News has ranked IUPUI among the nation's elite for 13 straight years.

All total, the campus covers 509 acres and is located along Indy's Cultural Trail.

IUPUI includes the nation's largest nursing school, the second largest medical school in the country, the only dental school in the state, and the country's oldest school of physical education. IUPUI is among the top 20 campuses in the nation for graduate professional degrees conferred

### ATHLETIC PROWESS

IUPUI was a primary beneficiary of the 1987 Pan-American Games in Indianapolis and continues to boast some world renowned facilities.

The IU Natatorium is located on the IUPUI campus and is among the best swimming & diving facilities in the world. It has hosted the U.S. Olympic Team Trials four different times and 12 NCAA National Championship meets. In addition, the 2017 World Juniors were held at IUPUI and 16 world records have been set in the Natatorium water.

Adjacent west is the Michael A. Carroll Track & Soccer Stadium which has hosted several USA Outdoor Track & Field Championships and NCAA Championships, along with the 1988 US Olympic Trials. Florence Griffith-Joyner set the 100m world record of 10.49 on the track.

In basketball circles, IUPUI is best known as the long-time host of the Nike All-American Camp, which was held on campus for two decades. The nation's top prep players and coaches from every level converged on campus for two weeks each summer in what was considered the elite college recruiting event of the year. Alum included LeBron James, Chris Webber, Allen Iverson, Kevin Garnett, Jason Kidd and Paul Pierce, among many others.

### GEORGE HILL

IUPUI's best known basketball alum is current NBAer George Hill, who is in his 14th year in the league this season. Hill was originally drafted by the San Antonio Spurs (1st rd., 26th overall) in 2008.

He's played for the Spurs (2008-11), Indiana Pacers (2011-16), Utah Jazz (2016-17), Sacramento Kings (2017-18), Cleveland Cavaliers (2018), Milwaukee Bucks (2018-20), Oklahoma City Thunder (2020) and Philadelphia 76ers (2021) before returning to Milwaukee this season. He's played in 825 regular season games, making nearly 500 career starts and averaging 11.0 points and 3.2 assists per game in his NBA career. He led the league in three-point percentage 2019-20 at 46 percent and is a career 38.4 percent shooter.

Entering this season, he's played in 139 career playoff games, starting 91 times and averaging 11.4 points per game.

(1,241 career minutes) and B.J. Maxwell (1,156 minutes between ACU and Detroit Mercy) are the only two to have played at least 1,000 career minutes. A third, Zach Gunn, was closing in on the number having played 920 minutes in three seasons at Ball State, but will miss the entire season due to injury.

Six others in the IUPUI rotation entered this season having played fewer than 400 career minutes in Nathan McClure (388), Azariah Seay (376 between IUPUI and Alabama State), Bobby Harvey (255), Bakari LaStrap (234), Dimitar Pandev (62) and Jonah Carrasco (49).

## FRESH STARTERS

Rarely have freshmen cracked IUPUI's starting five in the program's Division I era. It's super rare to have multiple freshmen starting, but that's the case for the Jags as both KJ Pruitt and Boston Stanton III have started every game this season. Here's a look at other freshmen who have started more than half of the team's games in a given season in the D1 era.

Aaron Brennan - 2014-15 (started 24 of 31 games)

Lyonell Gaines - 2011-12 (started 27 of 32 games)

Alex Young - 2008-09 (started 21 of 30 games)

George Hill - 2004-05 (started 21 of 29 games)

Only one other time in the program's Division I era have the Jags had two freshmen as primary starters as Brennan and D.J. McCall were consistent starters in the 2014-2015 campaign.

## JERSEY MIKE

Junior guard Mike DePersia ranked No. 3 in the country a year ago with a 3.74 assist-to-turnover ratio, delivering 71 assists against just 19 miscues. In league play, he upped that figure to 4.13. His 3.74 mark last season easily eclipsed the previous IUPUI single-season mark, which was 3.30 set by Taj Hawkins back in 2001-02.

DePersia tied IUPUI's single-game record with 14 assists in a game in a Feb. 12 win over UIC, doing so without committing a turnover. He had a six-game span where he didn't turn the ball over once, dishing out 31 assists during that span.

DePersia enters his third season with the program with a 2.56 career assist-to-turnover ratio, having distributed 156 assists against just 61 turnovers in an IUPUI uniform. The IUPUI career record in the category is 2.16 as Brady Adkins had 261 assists against just 121 turnovers from 1994-1996.

## HOOSIER TIES

For the first time in program history, IUPUI opened the season with a starting five that didn't include an Indiana-native. In program history, 73 percent of the players have come from the state of Indiana and IUPUI has never started a game in the Division I era (1998-present) without having at least one Indiana-native included.

In fact, it's unlikely that IUPUI gets any contributions from any Indiana-natives this year as Zach Gunn will miss the season due to injury and non-scholarship freshmen Kaleb Edwards and Derek Petersen are expected to redshirt.

## LONESTARS

IUPUI had never had a Texas-native in the program prior to 2019 when Taveion White joined the program. Fast forward to 2021-2022 and IUPUI has four Texas-natives (B.J. Maxwell, KJ Pruitt, Bakari LaStrap and Nathan McClure) on the team and a fifth who played high school in Texas in Chuks Isitua.

IUPUI signed another Texas-product for next season as well as 6-foot-3 guard Daylan Hamilton, who currently plays at Triton College, hails from Houston.

## DEPARTED

IUPUI returns just 32.5 percent of its scoring from a season ago as the trio of Marcus Burk (21.7 ppg, 45 3's), Jaylen Minnett (16.4 ppg, 41 3's) and Elijah Goss (11.1 ppg, 11.6 rpg) are all playing elsewhere this season.

Burk recently inked a deal with the G League Grand Rapids Gold (affiliate of the Denver Nuggets), Goss is playing professionally in Sweden and Minnett opted to play a graduate season at Missouri State.

Burk finished his two-year IUPUI career ranked No. 22 on the program's all-time scoring list with 1,072 points and Minnett finished No. 9 on the program's all-time scoring list with 1,403 career points and as the program's all-time leader in threes made (285). Goss closed his career as the program's all-time leader in rebounds (880) and a D1 record 25 double-doubles.

## SEVEN BACK

IUPUI returns seven letterwinners and two starters - Mike DePersia (5.0 ppg, 3.9 apg) and Nathan McClure (4.4 ppg, 2.9 rpg). The other returning letterwinners are Azariah Seay (5.7 ppg), Bobby Harvey (5.6 rpg), Bakari LaStrap (2.8 ppg), Dimitar Pandev (1.6 ppg, 1.9 rpg) and Jonah Carrasco (0.3 ppg, 0.4 rpg).

## FRESH FACES

Hired in April, head coach Matt Crenshaw had to build out his roster for this season in short order. He added five scholarship additions in graduate transfers Zach Gunn (Ball State) and B.J. Maxwell (St. Edward's University) and three freshmen in Chuks Isitua, KJ Pruitt and Boston Stanton III.

Gunn, who will miss the season due to an injury suffered in the preseason, played in 69 games and averaged 4.7 points per game during his four-year Ball State career. Maxwell, who played last season at Division II SEU in Austin, Texas, was the Lone Star Conference (LSC) Newcomer of the Year after averaging 18.6 points, 5.3 rebounds and 2.3 assists per game last season.

Isitua, a 6-foot-11 forward/center, was considered among the top recruits from the state of Texas and was named to the 2021 All-VYPE Houston Boys Public School Basketball Team.

Pruitt, a 6-foot-4 guard, was originally in the Class of 2020 before attending Sunrise Christian Academy last season and reclassifying to the 2021 class. He averaged 14.5 points, 6.0 rebounds and 4.5 assists per game as a senior at Lewisville (Texas) High School before suffering an injury in the season's final game.

Stanton III, the final addition to the program, is a 6-foot-5 guard from Denver East (Colo.) High School. He averaged 21.0 points, 5.6 rebounds and 2.7 assists per game as a junior, but had his senior year derailed by an injury and averaged just 14.2 points, 3.8 rebounds and 2.2 steals per game in five games.

## SMALL WONDERS

IUPUI will most likely be undersized in each and every game this season as the average height on the IUPUI roster is just 6' 4 3/4" this season. The IUPUI roster boasts just three players taller than 6-foot-9 in Isitua (6-11), Pandev (6-10) and Carrasco (6-9).

Pandev played just 60 minutes last season before missing the final two months due to injury and Carrasco played just 50 minutes last season.

Given the lack of size, it's likely that Crenshaw will deploy a number of four guard and five guard combinations this season.

## AROUND THE DEPARTMENT

### KOEPPEN'S KIDS WIN THIRD STRAIGHT

The IUPUI men's cross country team capped the month of October with a third straight Horizon League title, winning the crown by a wide margin at Northview Church on Oct. 30. It marked the Jags third straight Horizon League title under longtime head coach Chuck Koeppen and fifth conference title in the program's history (two in The Summit, three in the Horizon). The Jags then capped the season by placing No. 10 in the NCAA Great Lakes Regional Championships, marking the third top-10 finish in program history.

Koeppen's squad is being recognized at tonight's game for their league title.

In addition, Koeppen announced the he's stepping down from the program's top spot, effective December 1 and his assistant, Justin Roeder, will take over the program's reins on an interim basis. Koeppen will remain with the program as an assistant coach through the end of the 2021-2022 campaign.

### NEW HOME

The IUPUI athletic campus received a major boost this fall with the construction of new outdoor tennis courts, immediately south of Michael A. Carroll Stadium. The six outdoor courts are in the center of campus and include LED lighting.

The courts opened this fall and will officially begin hosting home matches later this spring.

### POINT TAKEN

The IUPUI Athletics Department is currently going through the hiring process for a new Senior Associate Director of Athletics as Jaunelle White departed her post earlier this fall to take over as Director of Athletics at NAIA Point University in West Point, Ga.

## BASKETBALL CENTRAL

A year after helping host the entire NCAA Men's Basketball Tournament in the Circle City, IUPUI will be slightly less busy this March. That said, IUPUI will serve as an institutional co-host for First and Second Round games this March inside Gainbridge Fieldhouse in downtown Indianapolis.

Also, the Horizon League Tournament will be held inside Indiana Farmers Coliseum for a third straight year in 2022.



## 2020-2021 MISCELLANEOUS STATISTICS

<i>IUPUI'S RECORD WHEN...</i>			
	'21-22	'21-22	Under
	Overall	HL Crenshaw	
Home:	1-1	0-1	1-1
Away:	0-3	0-0	0-3
Neutral:	0-2	0-0	0-2
Overtime:	0-0	0-0	0-0
Lead @ Halftime:	1-1	0-0	1-1
Trail @ Halftime:	0-4	0-1	0-4
Tied @ Halftime:	0-1	0-0	0-1
Leading w/ 5:00 left:	1-1	0-0	1-1
Trailing w/ 5:00 left:	0-5	0-1	0-5
Tied w/ 5:00 left:	0-0	0-0	0-0
Shooting 50% or better:	0-0	0-0	0-0
Shooting 40-50%:	1-1	0-0	1-1
Shooting less than 40%:	0-5	0-1	0-5
Opp. shoots 50% or better:	0-0	0-0	0-0
Opp. shoots 40-50%:	0-3	0-1	0-3
Opp. shoots less than 40%:	1-3	0-0	1-3
Shooting better % than opp.	1-3	0-0	1-3
Shooting worse % than opp.	0-3	0-1	0-3
Scoring less than 50:	0-4	0-1	0-4
Score 50-59 pts:	0-2	0-0	0-2
Score 60-69 pts:	1-0	0-0	1-0
Score 70-79 pts:	0-0	0-0	0-0
Score 80-89 pts:	0-0	0-0	0-0
Score 90+ pts:	0-0	0-0	0-0
Opp. scores less than 50:	1-0	0-0	1-0
Opp. scores 50-59 pts:	0-1	0-0	0-1
Opp. scores 60-69 pts:	0-5	0-1	0-5
Opp. scores 70-79 pts:	0-0	0-0	0-0
Opp. scores 80-89 pts:	0-0	0-0	0-0
Opp. scores 90+ pts:	0-0	0-0	0-0
Commit less TO than opp.	0-1	0-0	0-1
Commit more TO than opp.	0-5	0-1	0-5
Commit same TO as opp.	1-0	0-0	1-0
Outrebound opponent:	1-3	0-0	1-3
Outrebounded:	0-2	0-0	0-2
Rebounding is equal:	0-1	0-1	0-1
Bench outscores opp.:	1-3	0-1	1-3
Bench is outscored:	0-3	0-0	0-3
Bench scoring is equal:	0-0	0-0	0-0
Hit more FT than opp.:	1-0	0-0	1-0
Hit less FT than opp.:	0-6	0-1	0-6
Hit same FT as opp.:	0-0	0-0	0-0
Hit more 3's than opp.:	1-2	0-0	1-2
Hit less 3's than opp.:	0-3	0-1	0-3
Hit same 3's as opp.:	0-1	0-0	0-1
Decided by 5 pts or less:	0-1	0-0	0-1
Decided by 6-10 points:	0-2	0-0	0-2
Decided by 10+ points:	1-3	0-1	1-3
In home whites:	0-0	0-0	0-0
In grays:	1-2	0-1	1-2
In road blacks:	0-2	0-0	0-2
In road reds:	0-2	0-0	0-2
7 in double-digits:	0-0	0-0	0-0
6 in double-digits:	0-0	0-0	0-0
5 in double-digits:	0-0	0-0	0-0
4 in double-digits:	0-0	0-0	0-0
3 in double-digits:	0-0	0-0	0-0
2 in double-digits:	0-3	0-0	0-3
1 in double-digits:	1-2	0-1	1-2
0 in double-digits:	0-1	0-0	0-1
On Mondays:	0-1	0-0	0-1
On Tuesdays:	1-2	0-0	1-2
On Wednesdays:	0-1	0-0	0-1
On Thursdays:	0-2	0-1	0-2
On Fridays:	0-0	0-0	0-0
On Saturdays:	0-0	0-0	0-0
On Sundays:	0-0	0-0	0-0
In November:	1-5	0-0	1-5
In December:	0-1	0-1	0-1
In January:	0-0	0-0	0-0
In February:	0-0	0-0	0-0
In March:	0-0	0-0	0-0

CAREER DOUBLE-DIGIT PERFORMANCES/STARTS/DUNKS				
<b>Double-Digit Scoring Gms</b>			<b>Dunks</b>	
<b>Name</b>	<b>Sea</b>	<b>Car</b>		
Maxwell	5	5		
DePersia	0	3		
Harvey	1	3		
Seay	0	3		
LaStrap	1	2		
McClure	1	2		
Isitua	1	1		
<b>20+ Point Scoring Games</b>				
<b>Name</b>	<b>Sea</b>	<b>Car</b>		
<b>30+ Point Scoring Games</b>				
<b>Name</b>	<b>Sea</b>	<b>Car</b>		
<b>Double-Digit Reb. Games</b>				
<b>Name</b>	<b>Sea</b>	<b>Car</b>		
Maxwell	1	1		
<b>Double-Doubles</b>				
<b>Name</b>	<b>Sea</b>	<b>Car</b>		
Maxwell	1	1		
<b>Games Started</b>				
<b>Name</b>	<b>Sea</b>	<b>Car</b>		
DePersia	0	27		
McClure	7	19		
Carrasco	7	7		
Pruitt	7	7		
Stanton III	7	7		
Maxwell	6	6		
Harvey	1	5		
Pandev	0	3		
Seay	0	2		
LaStrap	0	1		

Times Leading the Team In...		
Points		
Name	Sea	Car
Maxwell	6	6
Harvey	0	1
LaStrap	1	1
Rebounds		
Name	Sea	Car
Maxwell	5	5
McClure	2	2
Pruitt	2	2
Harvey	1	1
Isitua	1	1
Assists		
Name	Sea	Car
DePersia	1	20
LaStrap	4	6
Pruitt	2	2
Stanton III	2	2
Harvey	1	1
McClure	0	1
Pandev	1	1
Steals		
Name	Sea	Car
DePersia	1	13
LaStrap	4	7
McClure	3	4
Pruitt	4	4
Isitua	2	2
Maxwell	2	2
Harvey	1	1
Seay	0	1
Blocked Shots		
Name	Sea	Car
McClure	0	3
Carasco	0	4
DePersia	0	2
Isitua	2	2
Maxwell	2	2
Harvey	0	1
Maxwell	1	1
Pandev	0	1
Pruitt	1	1

## SPECIALTY STATS

*PP = Points in the Paint; POT = Points off Turnover; 2nd = 2nd Chance Points; BP = Bench Points*

Opponent	Result	PP	POT	2nd	BP	Largest Lead	Largest Deficit	Lead Chngs	Ties	Time w/ Lead	Time Trailing
at Butler	L, 47-56	22/16	11/7	4/3	20/8	2	15	2	2	4:06	33:56
at Evansville	L, 40-60	24/22	8/16	8/2	13/14	---	22	0	0	0:00	38:33
vs. Denver	L, 47-63	12/20	11/23	13/9	22/24	---	19	0	1	0:00	38:35
vs. TAMUCC	L, 59-65	14/32	14/21	11/13	27/31	6	11	3	1	16:08	21:50
at UTSA	L, 57-60	24/24	13/13	12/14	26/5	10	3	3	1	37:30	0:52
Spalding Univ.	W, 61-41	22/20	20/15	11/3	30/19	26	---	0	0	39:06	0:00
Detroit Mercy	L, 45-69	16/26	15/22	1/6	18/9	---	28	0	0	0:00	39:12
Oakland											
at Tennessee St.											
Chicago St.											
Morehead St.											
Cleveland St.											
Purdue FW											
at Northern Ky.											
at Wright St.											
UIC											
at Green Bay											
at Milwaukee											
Wright St.											
Northern Ky.											
at Oakland											
at Detroit Mercy											
Youngstown St.											
Robert Morris											
at Purdue FW											
at Cleveland St.											
at UIC											
at Robert Morris											
at Youngstown St.											
Milwaukee											
Green Bay											
HL 1st Rd.											
HL 2nd Rd.											
HL Semis											
HL Finals											
Totals		134/160	92/117	60/50	136/110	26	28	8	5	96:50	172:58
Averages		191/22.9	131/16.7	8.6/7.1	19.4/15.7			1.1	0.7	34.6%	61.8%

WIN/LOSS MARGINS															
Wins	1														
MARGIN	1	2	3	4	5	6	7	8	9	10	11-15	16-20	21-29	30+	
Losses			1	1			1					2	1		



# 2021-2022 IUPUI STATISTICS

## Game Records

Record	Overall	Home	Away	Neutral
ALL GAMES	1-6	1-1	0-3	0-2
CONFERENCE	0-1	0-1	0-0	0-0
NON-CONFERENCE	1-5	1-0	0-3	0-2

## Score by Periods

Team	1st	2nd	OT	TOT
IUPUI	162	194	0	356
Opponents	192	222	0	414

## Team Box Score

No.	Player				Total		3-Point		F-Throw		Rebounds													
		GP-GS	MIN	AVG	FG-FGA	FG%	3FG-3FGA	3FG%	FT-FTA	FT%	OFF	DEF	TOT	AVG	PF	DQ	A	TO	BLK	STL	PTS	AVG		
00	MAXWELL, B.J.	6-6	181:09	30.2	24-72	.333	8-31	.258	17-22	.773	8	24	32	5.3	14	0	3	13	5	4	73	12.2		
2	HARVEY, Bobby	7-1	151:08	21.6	13-40	.325	10-26	.385	2-3	.667	3	18	21	3.0	16	1	7	6	0	3	38	5.4		
5	MCCLURE, Nathan	7-7	161:19	23.0	13-36	.361	5-23	.217	3-5	.600	7	24	31	4.4	14	0	4	3	0	4	34	4.9		
25	STANTON III, Boston	7-7	147:38	21.1	11-40	.275	8-25	.320	2-4	.500	0	15	15	2.1	9	0	14	18	1	1	32	4.6		
4	LASTRAP, Bakari	7-0	106:38	15.2	13-33	.394	1-5	.200	5-10	.500	1	9	10	1.4	15	0	16	23	0	6	32	4.6		
1	PRUITT, KJ	7-7	187:10	26.7	12-30	.400	3-11	.273	4-6	.667	3	15	18	2.6	14	0	11	19	3	7	31	4.4		
12	SEAY, Azariah	7-0	110:39	15.8	11-31	.355	2-16	.125	6-10	.600	10	9	19	2.7	11	0	4	11	0	1	30	4.3		
23	ISITUA, Chuks	7-0	107:59	15.4	10-14	.714	0-0	.000	10-15	.667	4	10	14	2.0	19	0	2	9	6	3	30	4.3		
10	DEPERZIA, Mike	5-0	95:49	19.2	6-14	.429	4-10	.400	2-6	.333	0	8	8	1.6	10	1	12	6	0	2	18	3.6		
24	CARRASCO, Jonah	7-7	105:16	15.0	10-18	.556	0-0	.000	5-10	.500	12	14	26	3.7	15	0	1	4	5	0	25	3.6		
33	PANDEV, Dimitar	7-0	45:15	6.5	6-11	.545	1-4	.250	0-0	.000	3	7	10	1.4	2	0	2	4	0	1	13	1.9		
Team											18	15	33				9							
Total		7	1400		129-339	.381	42-151	.278	56-91	.615	69	168	237	33.9	139	2	76	125	20	32	356	50.9		
Opponents		7	1400		135-341	.396	40-126	.317	104-149	.698	65	156	221	31.6	97	1	67	98	9	60	414	59.1		

## Team Statistics

	IUPUI	OPP
<b>Scoring</b>	<b>356</b>	<b>414</b>
Points per game	50.9	59.1
Scoring margin	-8.3	-
<b>Field goals-att</b>	<b>129-339</b>	<b>135-341</b>
Field goal pct	.381	.396
<b>3 point fg-att</b>	<b>42-151</b>	<b>40-126</b>
3-point FG pct	.278	.317
3-pt FG made per game	6.0	5.7
<b>Free throws-att</b>	<b>56-91</b>	<b>104-149</b>
Free throw pct	.615	.698
F-Throws made per game	8.0	14.9
<b>Rebounds</b>	<b>237</b>	<b>221</b>
Rebounds per game	33.9	31.6
Rebounding margin	+2.3	-
<b>Assists</b>	<b>76</b>	<b>67</b>
Assists per game	10.9	9.6
<b>Turnovers</b>	<b>125</b>	<b>98</b>
Turnovers per game	17.9	14.0
Turnover margin	-3.9	-
Assist/turnover ratio	0.6	0.7
<b>Steals</b>	<b>32</b>	<b>60</b>
Steals per game	4.6	8.6
<b>Blocks</b>	<b>20</b>	<b>9</b>
Blocks per game	2.9	1.3
<b>Winning streak</b>	<b>0</b>	<b>-</b>
Home win streak	0	-
<b>Attendance</b>	<b>1495</b>	<b>10957</b>
Home games-Avg/Game	2-748	3-3652
Neutral site-Avg/Game	-	2-173

## Team Results

Date	Opponent		Score	Att.
11/09/2021	at Butler	L	47-56	7134
11/11/2021	at Evansville	L	40-60	3145
11/15/2021	vs Denver	L	47-63	197
11/16/2021	vs A&M-Corpus Christi	L	59-65	148
11/17/2021	at UTSA	L	57-60	678
11/23/2021	Spalding	W	61-41	603
12/02/2021	Detroit Mercy	L	45-69	892

# 2021-2022 IUPUI HORIZON LEAGUE ONLY STATISTICS

## Game Records

Record	Overall	Home	Away	Neutral
ALL GAMES	0-1	0-1	0-0	0-0
CONFERENCE	0-1	0-1	0-0	0-0
NON-CONFERENCE	0-0	0-0	0-0	0-0

## Score by Periods

Team	1st	2nd	OT	TOT
IUPUI	12	33	0	45
Opponents	38	31	0	69

## Team Box Score

No.	Player				Total		3-Point		F-Throw		Rebounds											
		GP-GS	MIN	AVG	FG-FGA	FG%	3FG-3FGA	3FG%	FT-FTA	FT%	OFF	DEF	TOT	AVG	PF	DQ	A	TO	BLK	STL	PTS	AVG
00	MAXWELL, B.J.	1-1	28:37	28.6	4-9	.444	1-3	.333	1-2	.500	2	2	4	4.0	1	0	1	6	0	1	10	10.0
2	HARVEY, Bobby	1-0	18:54	18.9	2-6	.333	2-3	.667	0-1	.000	0	2	2	2.0	5	1	0	3	0	0	6	6.0
1	PRUITT, KJ	1-1	31:26	31.4	3-8	.375	0-2	.000	0-0	.000	2	2	4	4.0	3	0	3	1	0	2	6	6.0
25	STANTON III, Boston	1-1	19:10	19.2	2-9	.222	2-7	.286	0-0	.000	0	0	0	0.0	2	0	0	2	0	0	6	6.0
10	DEPERSIA, Mike	1-0	22:09	22.2	2-4	.500	1-3	.333	0-0	.000	0	0	0	0.0	1	0	3	3	0	1	5	5.0
24	CARRASCO, Jonah	1-1	18:38	18.6	1-3	.333	0-0	.000	3-4	.750	0	2	2	2.0	2	0	1	0	0	0	5	5.0
23	ISITUA, Chuks	1-0	16:48	16.8	1-1	1.000	0-0	.000	1-2	.500	2	2	4	4.0	3	0	0	0	1	2	3	3.0
12	SEAY, Azariah	1-0	14:49	14.8	1-2	.500	0-1	.000	0-0	.000	1	2	3	3.0	1	0	1	2	0	1	2	2.0
4	LASTRAP, Bakari	1-0	12:37	12.6	0-4	.000	0-0	.000	2-2	1.000	0	1	1	1.0	0	0	4	0	0	0	2	2.0
5	MCCLURE, Nathan	1-1	12:18	12.3	0-2	.000	0-1	.000	0-0	.000	0	2	2	2.0	2	0	0	1	0	0	0	0.0
33	PANDEV, Dimitar	1-0	04:34	4.6	0-1	.000	0-1	.000	0-0	.000	2	1	3	3.0	1	0	0	2	0	0	0	0.0
Team											3	4	7					1				
Total		1	200		16-49	.327	6-21	.286	7-11	.636	12	20	32	32.0	21	1	13	21	1	7	45	45.0
Opponents		1	200		24-51	.471	10-26	.385	11-14	.786	9	23	32	32.0	13	0	14	15	2	9	69	69.0

## Team Statistics

	IUPUI	OPP
<b>Scoring</b>	<b>45</b>	<b>69</b>
Points per game	45.0	69.0
Scoring margin	-24.0	-
<b>Field goals-att</b>	<b>16-49</b>	<b>24-51</b>
Field goal pct	.327	.471
<b>3 point fg-att</b>	<b>6-21</b>	<b>10-26</b>
3-point FG pct	.286	.385
3-pt FG made per game	6.0	10.0
<b>Free throws-att</b>	<b>7-11</b>	<b>11-14</b>
Free throw pct	.636	.786
F-Throws made per game	7.0	11.0
<b>Rebounds</b>	<b>32</b>	<b>32</b>
Rebounds per game	32.0	32.0
Rebounding margin	0.0	-
<b>Assists</b>	<b>13</b>	<b>14</b>
Assists per game	13.0	14.0
<b>Turnovers</b>	<b>21</b>	<b>15</b>
Turnovers per game	21.0	15.0
Turnover margin	-6.0	-
Assist/turnover ratio	0.6	0.9
<b>Steals</b>	<b>7</b>	<b>9</b>
Steals per game	7.0	9.0
<b>Blocks</b>	<b>1</b>	<b>2</b>
Blocks per game	1.0	2.0
<b>Winning streak</b>	<b>0</b>	<b>-</b>
Home win streak	0	-
<b>Attendance</b>	<b>892</b>	<b>0</b>
Home games-Avg/Game	1-892	0-0
Neutral site-Avg/Game	-	0-0

## Team Results

Date	Opponent		Score	Att.
12/02/2021	Detroit Mercy	L	45-69	892



# 2021-2022 STATISTICAL SPLITS

## Wins (1 total)

No.	Player				Total		3-Point		F-Throw		Rebounds											
		GP-GS	MIN	AVG	FG-FGA	FG%	3FG-3FGA	3FG%	FT-FTA	FT%	OFF	DEF	TOT	AVG	PF	DQ	A	TO	BLK	STL	PTS	AVG
4	LASTRAP, Bakari	1-0	19:34	19.6	3-5	.600	1-1	1.000	3-4	.750	0	3	3	3.0	4	0	2	5	0	1	10	10.0
12	SEAY, Azariah	1-0	18:15	18.3	3-4	.750	1-2	.500	1-2	.500	2	4	6	6.0	2	0	0	3	0	0	8	8.0
24	CARRASCO, Jonah	1-1	18:53	18.9	4-5	.800	0-0	.000	0-1	.000	4	2	6	6.0	2	0	0	1	2	0	8	8.0
25	STANTON III, Boston	1-1	26:19	26.3	2-8	.250	2-6	.333	2-2	1.000	0	0	0	0.0	2	0	2	3	0	0	8	8.0
33	PANDEV, Dimitar	1-0	15:58	16.0	3-5	.600	1-3	.333	0-0	.000	1	3	4	4.0	0	0	2	1	0	1	7	7.0
23	ISITUA, Chuks	1-0	15:57	16.0	1-2	.500	0-0	.000	3-4	.750	1	1	2	2.0	4	0	1	3	1	0	5	5.0
5	MCCLURE, Nathan	1-1	26:50	26.8	2-6	.333	0-3	.000	1-2	.500	2	5	7	7.0	1	0	1	0	0	0	5	5.0
1	PRUITT, KJ	1-1	31:02	31.0	2-5	.400	1-2	.500	0-0	.000	0	1	1	1.0	1	0	2	0	1	2	5	5.0
2	HARVEY, Bobby	1-1	27:12	27.2	2-8	.250	1-6	.167	0-0	.000	0	3	3	3.0	2	0	2	1	0	3	5	5.0
Team											2	3	5					2				
Total		1	200		22-48	.458	7-23	.304	10-15	.667	12	25	37	37.0	18	0	12	19	4	7	61	61.0
Opponents		1	200		16-44	.364	0-7	.000	9-13	.692	6	14	20	20.0	13	0	3	19	0	8	41	41.0

## Losses (6 total)

No.	Player				Total		3-Point		F-Throw		Rebounds													
		GP-GS	MIN	AVG	FG-FGA	FG%	3FG-3FGA	3FG%	FT-FTA	FT%	OFF	DEF	TOT	AVG	PF	DQ	A	TO	BLK	STL	PTS	AVG		
00	MAXWELL, B.J.	6-6	181:09	30.2	24-72	.333	8-31	.258	17-22	.773	8	24	32	5.3	14	0	3	13	5	4	73	12.2		
2	HARVEY, Bobby	6-0	123:56	20.7	11-32	.344	9-20	.450	2-3	.667	3	15	18	3.0	14	1	5	5	0	0	33	5.5		
5	MCCLURE, Nathan	6-6	134:29	22.4	11-30	.367	5-20	.250	2-3	.667	5	19	24	4.0	13	0	3	3	0	4	29	4.8		
1	PRUITT, KJ	6-6	156:08	26.0	10-25	.400	2-9	.222	4-6	.667	3	14	17	2.8	13	0	9	19	2	5	26	4.3		
23	ISITUA, Chuks	6-0	92:02	15.3	9-12	.750	0-0	.000	7-11	.636	3	9	12	2.0	15	0	1	6	5	3	25	4.2		
25	STANTON III, Boston	6-6	121:19	20.2	9-32	.281	6-19	.316	0-2	.000	0	15	15	2.5	7	0	12	15	1	1	24	4.0		
12	SEAY, Azariah	6-0	92:24	15.4	8-27	.296	1-14	.071	5-8	.625	8	5	13	2.2	9	0	4	8	0	1	22	3.7		
4	LASTRAP, Bakari	6-0	87:04	14.5	10-28	.357	0-4	.000	2-6	.333	1	6	7	1.2	11	0	14	18	0	5	22	3.7		
10	DEPERSIA, Mike	5-0	95:49	19.2	6-14	.429	4-10	.400	2-6	.333	0	8	8	1.6	10	1	12	6	0	2	18	3.6		
24	CARRASCO, Jonah	6-6	86:23	14.4	6-13	.462	0-0	.000	5-9	.556	8	12	20	3.3	13	0	1	3	3	0	17	2.8		
33	PANDEV, Dimitar	6-0	29:17	4.9	3-6	.500	0-1	.000	0-0	.000	2	4	6	1.0	2	0	0	3	0	0	6	1.0		
Team											16	12	28					7						
Total		6	1200		107-291	.368	35-128	.273	46-76	.605	57	143	200	33.3	121	2	64	106	16	25	295	49.2		
Opponents		6	1200		119-297	.401	40-119	.336	95-136	.699	59	142	201	33.5	84	1	64	79	9	52	373	62.2		

## Home (1-1)

No. Player					Total		3-Point		F-Throw		Rebounds											
		GP-GS	MIN	AVG	FG-FGA	FG%	3FG-3FGA	3FG%	FT-FTA	FT%	OFF	DEF	TOT	AVG	PF	DQ	A	TO	BLK	STL	PTS	AVG
00	MAXWELL, B.J.	1-1	28:37	28.6	4-9	.444	1-3	.333	1-2	.500	2	2	4	4.0	1	0	1	6	0	1	10	10.0
25	STANTON III, Boston	2-2	45:29	22.7	4-17	.235	4-13	.308	2-2	1.000	0	0	0	0.0	4	0	2	5	0	0	14	7.0
24	CARRASCO, Jonah	2-2	37:31	18.8	5-8	.625	0-0	.000	3-5	.600	4	4	8	4.0	4	0	1	1	2	0	13	6.5
4	LASTRAP, Bakari	2-0	32:11	16.1	3-9	.333	1-1	1.000	5-6	.833	0	4	4	2.0	4	0	6	5	0	1	12	6.0
1	PRUITT, KJ	2-2	62:28	31.2	5-13	.385	1-4	.250	0-0	.000	2	3	5	2.5	4	0	5	1	1	4	11	5.5
2	HARVEY, Bobby	2-1	46:06	23.1	4-14	.286	3-9	.333	0-1	.000	0	5	5	2.5	7	1	2	4	0	3	11	5.5
12	SEAY, Azariah	2-0	33:04	16.5	4-6	.667	1-3	.333	1-2	.500	3	6	9	4.5	3	0	1	5	0	1	10	5.0
10	DEPERSIA, Mike	1-0	22:09	22.2	2-4	.500	1-3	.333	0-0	.000	0	0	0	0.0	1	0	3	3	0	1	5	5.0
23	ISITUA, Chuks	2-0	32:45	16.4	2-3	.667	0-0	.000	4-6	.667	3	3	6	3.0	7	0	1	3	2	2	8	4.0
33	PANDEV, Dimitar	2-0	20:32	10.3	3-6	.500	1-4	.250	0-0	.000	3	4	7	3.5	1	0	2	3	0	1	7	3.5
5	MCCLURE, Nathan	2-2	39:08	19.6	2-8	.250	0-4	.000	1-2	.500	2	7	9	4.5	3	0	1	1	0	0	5	2.5
Team											5	7	12					3				
Total		2	400		38-97	.392	13-44	.295	17-26	.654	24	45	69	34.5	39	1	25	40	5	14	106	53.0
Opponents		2	400		40-95	.421	10-33	.303	20-27	.741	15	37	52	26.0	26	0	17	34	2	17	110	55.0

## Road/Neutral (0-5)

No.	Player				Total		3-Point		F-Throw		Rebounds											
		GP-GS	MIN	AVG	FG-FGA	FG%	3FG-3FGA	3FG%	FT-FTA	FT%	OFF	DEF	TOT	AVG	PF	DQ	A	TO	BLK	STL	PTS	AVG
00	MAXWELL, B.J.	5-5	152:32	30.5	20-63	.317	7-28	.250	16-20	.800	6	22	28	5.6	13	0	2	7	5	3	63	12.6
5	MCCLURE, Nathan	5-5	122:11	24.4	11-28	.393	5-19	.263	2-3	.667	5	17	22	4.4	11	0	3	2	0	4	29	5.8
2	HARVEY, Bobby	5-0	105:02	21.0	9-26	.346	7-17	.412	2-2	1.000	3	13	16	3.2	9	0	5	2	0	0	27	5.4
23	ISITUA, Chuks	5-0	75:14	15.0	8-11	.727	0-0	.000	6-9	.667	1	7	8	1.6	12	0	1	6	4	1	22	4.4
4	LASTRAP, Bakari	5-0	74:27	14.9	10-24	.417	0-4	.000	0-4	.000	1	5	6	1.2	11	0	10	18	0	5	20	4.0
1	PRUITT, KJ	5-5	124:42	24.9	7-17	.412	2-7	.286	4-6	.667	1	12	13	2.6	10	0	6	18	2	3	20	4.0
12	SEAY, Azariah	5-0	77:35	15.5	7-25	.280	1-13	.077	5-8	.625	7	3	10	2.0	8	0	3	6	0	0	20	4.0
25	STANTON III, Boston	5-5	102:09	20.4	7-23	.304	4-12	.333	0-2	.000	0	15	15	3.0	5	0	12	13	1	1	18	3.6
10	DEPERSIA, Mike	4-0	73:40	18.4	4-10	.400	3-7	.429	2-6	.333	0	8	8	2.0	9	1	9	3	0	1	13	3.3
24	CARRASCO, Jonah	5-5	67:45	13.6	5-10	.500	0-0	.000	2-5	.400	8	10	18	3.6	11	0	0	3	3	0	12	2.4
33	PANDEV, Dimitar	5-0	24:43	4.9	3-5	.600	0-0	.000	0-0	.000	0	3	3	0.6	1	0	0	1	0	0	6	1.2
Team											13	8	21					6				
Total		5	1000		91-242	.376	29-107	.271	39-65	.600	45	123	168	33.6	100	1	51	85	15	18	250	50.0
Opponents		5	1000		95-246	.386	30-93	.323	84-122	.689	50	119	169	33.8	71	1	50	64	7	43	304	60.8

## 2021-2022 IUPUI GAME HIGHS/LOWS

### IUPUI - Game Highs

<b>POINTS</b>	61 59 57 47 47		Spalding (11/23/2021) vs A&M-Corpus Christi (N) (11/16/2021) at UTSA (11/17/2021) vs Denver (N) (11/15/2021) at Butler (11/09/2021)
<b>FIELD GOALS MADE</b>	23 22		at UTSA (11/17/2021) Spalding (11/23/2021)
<b>FIELD GOAL ATTEMPTS</b>	52 49		vs Denver (N) (11/15/2021) Detroit Mercy (12/02/2021)
<b>FIELD GOAL PERCENTAGE</b>	.489 .458	(23-47) (22-48)	at UTSA (11/17/2021) Spalding (11/23/2021)
<b>3 PT FG MADE</b>	9 7 7 7		vs Denver (N) (11/15/2021) Spalding (11/23/2021) at UTSA (11/17/2021) vs A&M-Corpus Christi (N) (11/16/2021)
<b>3 PT FG ATTEMPTS</b>	27 25		vs Denver (N) (11/15/2021) vs A&M-Corpus Christi (N) (11/16/2021)
<b>3 PT FG PERCENTAGE</b>	.389 .333	(7-18) (9-27)	at UTSA (11/17/2021) vs Denver (N) (11/15/2021)
<b>FREE THROWS MADE</b>	16 10		vs A&M-Corpus Christi (N) (11/16/2021) Spalding (11/23/2021)
<b>FREE THROW ATTEMPTS</b>	23 15 15		vs A&M-Corpus Christi (N) (11/16/2021) Spalding (11/23/2021) at Butler (11/09/2021)
<b>FREE THROW PERCENTAGE</b>	.696 .667 .667	(16-23) (10-15) (6-9)	vs A&M-Corpus Christi (N) (11/16/2021) Spalding (11/23/2021) vs Denver (N) (11/15/2021)
<b>REBOUNDS</b>	41 38		vs A&M-Corpus Christi (N) (11/16/2021) vs Denver (N) (11/15/2021)
<b>ASSISTS</b>	13 13		Detroit Mercy (12/02/2021) at UTSA (11/17/2021)
<b>STEALS</b>	7 7		Detroit Mercy (12/02/2021) Spalding (11/23/2021)
<b>BLOCKED SHOTS</b>	6 5		at UTSA (11/17/2021) at Butler (11/09/2021)
<b>TURNOVERS</b>	25 21 21		vs A&M-Corpus Christi (N) (11/16/2021) Detroit Mercy (12/02/2021) vs Denver (N) (11/15/2021)
<b>FOULS</b>	24 23		vs A&M-Corpus Christi (N) (11/16/2021) vs Denver (N) (11/15/2021)

### IUPUI - Game Lows

<b>POINTS</b>	40 45 47 47 57		at Evansville (11/11/2021) Detroit Mercy (12/02/2021) vs Denver (N) (11/15/2021) at Butler (11/09/2021) at UTSA (11/17/2021)
<b>FIELD GOALS MADE</b>	16 16 16		Detroit Mercy (12/02/2021) vs Denver (N) (11/15/2021) at Evansville (11/11/2021)
<b>FIELD GOAL ATTEMPTS</b>	47 47		at UTSA (11/17/2021) vs A&M-Corpus Christi (N) (11/16/2021)
<b>FIELD GOAL PERCENTAGE</b>	.308 .327	(16-52) (16-49)	vs Denver (N) (11/15/2021) Detroit Mercy (12/02/2021)
<b>3 PT FG MADE</b>	3 3		at Evansville (11/11/2021) at Butler (11/09/2021)
<b>3 PT FG ATTEMPTS</b>	14 18		at Evansville (11/11/2021) at UTSA (11/17/2021)
<b>3 PT FG PERCENTAGE</b>	.130 .214	(3-23) (3-14)	at Butler (11/09/2021) at Evansville (11/11/2021)
<b>FREE THROWS MADE</b>	4 5		at UTSA (11/17/2021) at Evansville (11/11/2021)
<b>FREE THROW ATTEMPTS</b>	8 9		at UTSA (11/17/2021) vs Denver (N) (11/15/2021)
<b>FREE THROW PERCENTAGE</b>	.500 .500	(5-10) (4-8)	at Evansville (11/11/2021) at UTSA (11/17/2021)
<b>REBOUNDS</b>	26 26		at Evansville (11/11/2021) at Butler (11/09/2021)
<b>ASSISTS</b>	7 7		at Evansville (11/11/2021) at Butler (11/09/2021)
<b>STEALS</b>	2 3		vs Denver (N) (11/15/2021) vs A&M-Corpus Christi (N) (11/16/2021)
<b>BLOCKED SHOTS</b>	0 1 1		vs Denver (N) (11/15/2021) Detroit Mercy (12/02/2021) at Evansville (11/11/2021)
<b>TURNOVERS</b>	9 15 15		at Butler (11/09/2021) at UTSA (11/17/2021) at Evansville (11/11/2021)
<b>FOULS</b>	14 18		at UTSA (11/17/2021) Spalding (11/23/2021)

## 2021-2022 OPPONENT GAME HIGHS/LOWS

### Opponent - Game Highs

<b>POINTS</b>	69		Detroit Mercy (12/02/2021)
	65		vs A&M-Corpus Christi (N) (11/16/2021)
	63		vs Denver (N) (11/15/2021)
	60		at UTSA (11/17/2021)
	60		at Evansville (11/11/2021)
<b>FIELD GOALS MADE</b>	24		Detroit Mercy (12/02/2021)
	21		at UTSA (11/17/2021)
	21		vs Denver (N) (11/15/2021)
<b>FIELD GOAL ATTEMPTS</b>	63		at UTSA (11/17/2021)
	55		vs A&M-Corpus Christi (N) (11/16/2021)
<b>FIELD GOAL PERCENTAGE</b>	.474	(18-38)	at Evansville (11/11/2021)
	.471	(24-51)	Detroit Mercy (12/02/2021)
<b>3 PT FG MADE</b>	10		Detroit Mercy (12/02/2021)
	8		vs Denver (N) (11/15/2021)
<b>3 PT FG ATTEMPTS</b>	26		Detroit Mercy (12/02/2021)
	25		at Butler (11/09/2021)
<b>3 PT FG PERCENTAGE</b>	.500	(8-16)	vs Denver (N) (11/15/2021)
	.385	(10-26)	Detroit Mercy (12/02/2021)
<b>FREE THROWS MADE</b>	23		vs A&M-Corpus Christi (N) (11/16/2021)
	19		at Butler (11/09/2021)
<b>FREE THROW ATTEMPTS</b>	35		vs A&M-Corpus Christi (N) (11/16/2021)
	24		vs Denver (N) (11/15/2021)
	24		at Evansville (11/11/2021)
<b>FREE THROW PERCENTAGE</b>	.826	(19-23)	at Butler (11/09/2021)
	.786	(11-14)	Detroit Mercy (12/02/2021)
<b>REBOUNDS</b>	38		at Butler (11/09/2021)
	36		vs A&M-Corpus Christi (N) (11/16/2021)
<b>ASSISTS</b>	14		Detroit Mercy (12/02/2021)
	12		vs A&M-Corpus Christi (N) (11/16/2021)
<b>STEALS</b>	12		vs A&M-Corpus Christi (N) (11/16/2021)
	12		at Evansville (11/11/2021)
<b>BLOCKED SHOTS</b>	3		vs Denver (N) (11/15/2021)
	2		Detroit Mercy (12/02/2021)
	2		at Evansville (11/11/2021)
<b>TURNOVERS</b>	19		Spalding (11/23/2021)
	15		Detroit Mercy (12/02/2021)
	15		vs A&M-Corpus Christi (N) (11/16/2021)
<b>FOULS</b>	24		vs A&M-Corpus Christi (N) (11/16/2021)
	14		at Butler (11/09/2021)

### Opponent - Game Lows

<b>POINTS</b>	41		Spalding (11/23/2021)
	56		at Butler (11/09/2021)
	60		at UTSA (11/17/2021)
	60		at Evansville (11/11/2021)
	63		vs Denver (N) (11/15/2021)
<b>FIELD GOALS MADE</b>	15		at Butler (11/09/2021)
	16		Spalding (11/23/2021)
<b>FIELD GOAL ATTEMPTS</b>	38		at Evansville (11/11/2021)
	44		Spalding (11/23/2021)
	44		at Butler (11/09/2021)
<b>FIELD GOAL PERCENTAGE</b>	.333	(21-63)	at UTSA (11/17/2021)
	.341	(15-44)	at Butler (11/09/2021)
<b>3 PT FG MADE</b>	0		Spalding (11/23/2021)
	2		vs A&M-Corpus Christi (N) (11/16/2021)
<b>3 PT FG ATTEMPTS</b>	7		Spalding (11/23/2021)
	14		vs A&M-Corpus Christi (N) (11/16/2021)
<b>3 PT FG PERCENTAGE</b>	.000	(0-7)	Spalding (11/23/2021)
	.143	(2-14)	vs A&M-Corpus Christi (N) (11/16/2021)
<b>FREE THROWS MADE</b>	9		Spalding (11/23/2021)
	11		Detroit Mercy (12/02/2021)
	11		at UTSA (11/17/2021)
<b>FREE THROW ATTEMPTS</b>	13		Spalding (11/23/2021)
	14		Detroit Mercy (12/02/2021)
<b>FREE THROW PERCENTAGE</b>	.542	(13-24)	vs Denver (N) (11/15/2021)
	.657	(23-35)	vs A&M-Corpus Christi (N) (11/16/2021)
<b>REBOUNDS</b>	20		Spalding (11/23/2021)
	29		vs Denver (N) (11/15/2021)
<b>ASSISTS</b>	3		Spalding (11/23/2021)
	7		at Evansville (11/11/2021)
<b>STEALS</b>	3		at Butler (11/09/2021)
	7		at UTSA (11/17/2021)
<b>BLOCKED SHOTS</b>	0		Spalding (11/23/2021)
	0		vs A&M-Corpus Christi (N) (11/16/2021)
<b>TURNOVERS</b>	10		at UTSA (11/17/2021)
	12		vs Denver (N) (11/15/2021)
<b>FOULS</b>	10		at Evansville (11/11/2021)
	11		at UTSA (11/17/2021)





IUPUI Hall of Famer **Matt Crenshaw** was named the tenth head coach of the Jaguars' men's basketball program in April 2021. Crenshaw, the program's all-time leader in assists and longtime assistant coach, was selected following a national search, facilitated by an IUPUI campus-wide search committee and assisted by Parker Executive Search. He brings 15 years of collegiate coaching experience to the Jaguar program.

Before his return to IUPUI, Crenshaw spent three seasons as an assistant at Ball State, serving as the Cardinals' co-defensive coordinator. In addition, he was instrumental in BSU's guard development, recruiting efforts and advance scouting. Under his tutelage, Ball State boasted All-Mid-American Conference performers Tayler Persons, Ishmael El-Amin, K.J. Walton and 2019-20 MAC Freshman of the Year Jarron Coleman. In addition, Ball State had the MAC's best scoring defense during the 2019-2020 season and captured a West Division championship before the season was halted due to COVID-19.

Crenshaw previously spent 12 seasons on the IUPUI bench, including his final seven years as the program's associate head coach. He was on the IUPUI coaching staff when the Jaguars notched a 26-7 mark in 2007-2008, led by the program's first NBA Draft pick, George Hill. While at IUPUI, he coached 15 all-league performers, two all-district honorees, three Mid-Major All-Americans and one CoSIDA Academic All-American.

His time on the IUPUI sidelines spanned the tenures of three head coaches, starting with his college coach Ron Hunter. Crenshaw was instrumental in a pair of firsts - leading the Jaguars to their first NCAA Tournament as a player and helping the program to its first postseason victory as a coach.

That victory came in the 2010 College Basketball Invitational as part of a 25-win season in which IUPUI fell one win shy of tying the program's single-season record for victories. That season also included one of the Jaguars' two trips to the Summit League championship game during Crenshaw's time on the bench.

In May of 2013, Crenshaw was selected from a competitive field of talented assistant coaches and invited to participate in the NCAA's A.C.E (Achieving Coaching Excellence) Program. The professional development seminar provided an opportunity to focus on training and education in the areas of leadership, communication, campus relations, media, community involvement and program management. He was able to implement much of the training as he has excelled in academic oversight and been active on campus, both at IUPUI and Ball State. He's also helped spearhead community service initiatives in both Indianapolis and Muncie.

As a player, Crenshaw gained national acclaim in March 2003 when his last second jumper sent IUPUI to a thrilling win over Valparaiso in the Mid-Continent Conference championship game and the program's first-ever NCAA Tournament berth.

The Charlottesville, Va.-native capped his collegiate career with an outstanding senior season, earning Mid-Con Defensive Player of the Year honors and Honorable Mention All Mid-Con honors. The 6-foot-2 guard averaged 11.7 points, 5.6 assists



## THE CRENSHAW FILE

<b>Alma Mater:</b>	IUPUI, '04
<b>Seasons with IUPUI:</b>	13th season overall; 1st as HC
<b>Career Record:</b>	1-6 (1st season)
<b>IUPUI Record:</b>	1-6 (1st season)
<b>Coaching Experience:</b>	2006-10, Asst. Coach, IUPUI 2010-18, Associate Head Coach, IUPUI 2018-21, Assistant Coach, Ball State 2021-present, Head Coach, IUPUI

and 4.4 rebounds per game as IUPUI went 21-11 overall. He shot 57.3 percent from the floor from his guard spot, while playing 36.3 minutes per game. He was a Preseason All Mid-Con selection prior to his senior season.

He finished his career ranked sixth in school history with 157 steals and led the Mid-Con as a junior and senior in assist-to-turnover ratio. He played in 123 career games, making 98 starts during his four years, totaling 923 points and 422 rebounds to accompany his school record 510 assists. He later had his No. 21 jersey retired by the program, becoming just the third former player to have his number retired to the IUPUI rafters.

After graduating from IUPUI in 2004, Crenshaw spent two years playing professionally both in the U.S. and overseas. He has played professionally in the ABA, Slovakia and Poland. While in Slovakia, he helped his squad to the Slovakian National Championship, while earning Playoff MVP honors. He was pegged by Eurobasket.com as the All-Slovakian League Import Player of the Year and First Team All-League before turning his attention to the coaching ranks.

## ALL-TIME RESULTS

### Oakland (20-28)

H: 13-9, A: 4-17, N: 3-2

D1 era: 19-24, OT: 2-2

12-5-1975	A	76-80	L
1-1-1977	H	97-101	L
12-21-1977	H	66-65	W
11-27-1978	A	83-113	L
12-18-1979	A	78-88	L
1-24-1998	A	61-76	L
2-14-1998	H	2-0	W
1-21-1999	A	73-63	W
2-11-1999	H	77-80	L
1-27-2000	H	63-65	L
2-17-2000	A	79-83	L
1-13-2001	A	89-94	L
1-25-2001	H	68-67	W
1-19-2002	A	69-83	L
2-16-2002	H	92-94	L
3-3-2002	N	90-84	W
1-11-2003	H	96-82	W
2-8-2003	A	78-79	L
1-10-2004	A	83-79	W
2-19-2004	H	73-76	L
1-8-2005	H	81-65	W
2-26-2005	A	89-94	L
1-4-2006	A	82-81	W
2-4-2006	H	87-72	W
3-4-2006	N	69-63	W
1-4-2007	A	57-62	L
2-3-2007	H	60-70	L
1-24-2008	H	82-69	W
2-21-2008	A	69-84	L
3-10-2008	N	80-65	W
1-22-2009	A	57-75	L
2-21-2009	H	76-81	L
1-2-2010	A	82-85	L
1-28-2010	H	78-54	W
3-9-2010	N	64-76	L
1-6-2011	A	71-85	L
2-5-2011	H	100-88	W
1-7-2012	A	81-93	L
2-1-2012	H	79-75	W
12-29-2012	H	62-84	L
1-24-2013	A	71-89	L
2-4-2018	A	74-82	L
2-19-2018	H	74-67	W
3-4-2018	N	55-62	L
1-24-2019	H	73-71	W
3-2-2019	A	63-72	L
1-25-2020	A	89-85	W
2-27-2020	H	71-68	W

## THE LAST MEETING - IUPUI 71, OAKLAND 68 (Feb. 27, 2020 - INDIANA FARMERS COLISEUM)

### BALANCED JAGUARS OUTLAST OAKLAND, 71-68

**INDIANAPOLIS (Feb. 27, 2020)** - Junior Marcus Burk scored a game-high 21 points and classmate Jaylen Minnett pumped in 19 as IUPUI outscored Oakland 19-6 over the game's final seven minutes to outlast the Golden Grizzlies on Thursday night (Feb. 27), 71-68. The win gave IUPUI its first regular season series sweep of Oakland since 2006 and snapped a seven-game losing streak. It also ended Oakland's four-game winning streak, which was longest in the league entering Thursday's slate of games.

The feel good win nearly had a frightful ending as the Jags missed chances to ice the game at the free throw line before OU's Rashad Williams missed a potential game-tying three from the left wing as time expired.

"One thing about this team is that they never give up," head coach Byron Rimm II said. "We missed some free throws and made things a little interesting, but this team showed a lot of perseverance tonight."

"This team never stops fighting." IUPUI (7-23, 3-14 HL) trailed 62-52 with 6:59 left after Williams splashed a three in front of his own bench. The Jags countered with a 15-2 run, including scoring 12 straight points to take a 67-64 lead with 2:42 to play.

Minnett ignited the run with a tough three before Weatherford followed with a bucket to make it 64-60.

Moments later, Burk got free for a deuce and then followed with a three in transition to give the Jaguars a one-point lead. The lead held after OU's Brad Brechting missed the front end of a one-and-one and the Jags took advantage when Elyjah Goss setup Zo Tyson for a 12-footer with 2:42 to play.

Oakland (12-18, 7-10 HL) responded with back-to-back buckets to retake the lead, with the first coming when Brechting putback a Williams miss with 2:12 left. Seconds later, Tray Maddox Jr. collected a steal near midcourt and raced the other way for an uncontested jam.

The Jags took the lead for good when Weatherford rattled home a 14-footer after turning down a wide open look at a three with 1:31 remaining. IUPUI got a key defensive stop when Xavier Hill-Mais missed a layup and Tyson grabbed the defensive board. On the ensuing possession, Weatherford missed a wild three as the shot clock expired, only to see Tyson sky above the crowd for the offensive board.

"I honestly just saw the ball up there and knew I had to go get it," Tyson said of his late offensive board. "I knew I had to make a play."

Tyson quickly shuffled the ball to Minnett, who drew a flagrant foul from Brechting. However, Minnett missed both free throws before IUPUI retained possession with 30 seconds left. With Oakland forced to foul, freshman Mike DePersia went to the line and calmly made both ends of a one-and-one to push the lead to three.

The Golden Grizzlies missed two three-point attempts before Weatherford powered through traffic to secure the defensive board with 7.8 seconds left. However, he missed the front end, but Oakland was unable to draw even on its final trip.

Weatherford finished with 13 points, seven rebounds and five assists and Tyson matched his season-highs with 10 points and six boards. Elyjah Goss had six points, 10 rebounds and three assists, upping his season total to 350 rebounds on the year.

The Jaguars shot 51 percent from the field and 39 percent from three-point range while holding Oakland to just 44 percent overall and 6-of-27 (22.2 percent) from three. In addition, Oakland was just 2-of-8 from the free throw line.

Hill-Mais had 17 points and 12 rebounds and Brechting had 16 points on 7-of-9 shooting. Maddox finished with 13 points and Williams had 11 on 4-of-20 shooting.

Minnett scored 16 of his 19 points in the first half and matched his career-high with seven assists. He connected on 5-of-9 three-point attempts.

### Oakland 68 • 12-18, 7-10 Horiz

#	Player	FG	F-GA	3-PT	FG	F-GA	FT	FTA	Off	Def	Reb	PF	TP	A	TO	Blk	Stl	Min
04	Daniel Oladapo	f	4-5	0-0	0-1	2	2	4	2	8	0	2	0	0	2	0	0	28
14	Xavier Hill-Mais	f	8-16	0-2	1-2	3	9	12	2	17	4	1	2	3	38			38
13	Brad Brechting	c	7-9	1-1	1-4	3	3	6	2	16	0	1	1	1	25			25
01	Rashad Williams	g	4-20	3-15	0-0	1	2	3	2	11	3	2	0	0	37			37
02	Tray Maddox Jr.	g	6-12	1-4	0-0	3	1	4	1	13	4	0	0	1	40			40
11	Blake Lampman		0-3	0-2	0-0	0	1	1	0	0	0	0	0	0	10			10
15	Kevin Kangu		1-3	1-3	0-1	0	2	2	4	3	4	0	0	0	22			22
24	Kenny Pittman Jr.		0-0	0-0	0-0	0	0	0	0	0	0	0	0	0	0+			0+
33	Christopher Gettelfi		0-0	0-0	0-0	0	0	0	0	0	0	0	0	0	0+			0+
	Team					2	2	4										
	Totals		30-68	6-27	2-8	14	22	36	13	68	15	6	3	5	200			

FG % 1st Half: 15-33 45.5% 2nd half: 15-35 42.9% Game: 30-68 44.1% Deadball Rebounds 1  
3FG % 1st Half: 3-12 25.0% 2nd half: 3-15 20.0% Game: 6-27 22.2%  
FT % 1st Half: 2-5 40.0% 2nd half: 0-3 0.0% Game: 2-8 25.0%

### IUPUI 71 • 7-23, 3-14 Horiz

#	Player	FG	F-GA	3-PT	FG	F-GA	FT	FTA	Off	Def	Reb	PF	TP	A	TO	Blk	Stl	Min
30	TYSON, Zo	f	5-6	0-0	0-0	2	4	6	3	10	0	0	0	0	28			28
32	Goss, Elyjah	f	3-7	0-3	0-0	2	8	10	3	6	3	0	0	0	33			33
00	MINNETT, Jaylen		6-12	5-9	2-5	0	3	3	2	19	7	4	0	1	38			38
14	BURK, Marcus	g	8-17	3-6	2-3	0	1	1	1	21	0	3	0	1	36			36
23	WEATHERFORD, Grant	g	6-11	1-5	0-1	1	6	7	0	13	5	2	0	2	36			36
01	KEMP, Jakob		0-1	0-0	0-0	0	1	1	1	0	0	0	0	0	3			3
10	DePersia, Mike		0-0	0-0	2-2	0	2	2	2	1	0	0	0	0	12			12
15	WHITE, Tavelon		0-1	0-0	0-0	0	1	1	2	0	0	0	0	0	8			8
20	STOLTZ, Sawyer		0-0	0-0	0-0	0	1	1	2	0	0	0	0	0	6			6
	Team					2	1	3										
	Totals		28-55	9-23	6-11	7	28	35	16	71	16	9	0	4	200			

FG % 1st Half: 15-30 50.0% 2nd half: 13-25 52.0% Game: 28-55 50.9% Deadball Rebounds 3,1  
3FG % 1st Half: 6-13 46.2% 2nd half: 3-10 30.0% Game: 9-23 39.1%  
FT % 1st Half: 2-5 40.0% 2nd half: 4-8 50.0% Game: 6-11 54.5%

Officials: John Floyd, Peter Juzenas, Michael Kitts

Technical fouls: Oakland-None. IUPUI-None.

Attendance: 1118


Score by periods	1st	2nd	Total
Oakland	35	33	68
IUPUI	38	33	71

Last FG - OAK 2nd-01:56, IUPUI 2nd-01:31.  
Largest lead - OAK by 10 2nd-06:59, IUPUI by 8 1st-01:58.  
Oak led for 19:09. IUPUI led for 16:57. Game was tied for 03:54.

Points	In	Off	2nd	Fast	Bench
OAK	46	12	17	4	3
IUPUI	32	8	6	20	2

Score tied - 7 times.  
Lead changed - 11 times.

## PLAYER BIOS




### B.J. MAXWELL

Grad Student | Guard  
6-5 | 200  
Austin, Texas  
LBJ (St. Edward's Univ.)

# #00

Birthdate: June 3, 1997 (age 24)  
Major: Public Relations MA



### KJ PRUITT

Freshman | Guard  
6-4 | 203  
Lewisville, Texas  
Sunrise Christian Academy

# #1

Birthdate: Sept. 8, 2000 (age 21)  
Major: Sports Management

#### CAREER/SEASON HIGHS

CAREER HIGH	CATEGORY	SEASON HIGH
19 vs. Northwestern State (1/19/19)	PTS	14 - 3x
10 at UTSA (11/17/2021)	REB	10 at UTSA (11/17/2021)
5 vs. Northwestern State (1/19/19)	AST	2 at UTSA (11/17/2021)
6 - four times	FG	5 at UTSA (11/17/2021)
15 at UTSA (11/17/2021)	FGA	15 at UTSA (11/17/2021)
4 vs. Elon (11/22/18)	3FG	3 vs. Denver (11/15/2021)
7 - 4x	3FGA	7 - 3x
6 - twice	FT	6 vs. TAMUCC (11/16/2021)
6 - 3x	FTA	6 - twice
3 - three times	STL	1 - 4x
2 - 6x	BLK	2 - twice
38 at UC Riverside (11/24/18)	MIN	36 vs. TAMUCC (11/16/2021)

#### GAME-BY-GAME

Opponent	MIN	FG	3FG	FT	O-D-T	PF	A	TO	B	S	PTS
Anderson	21	6-9	1-3	0-0	0-1-1	3	0	0	0	0	13
at Butler*	27	4-11	2-7	4-6	0-6-6	2	0	0	2	1	14
at Evansville*	31	3-13	0-2	2-3	2-2-4	4	0	1	1	1	8
vs. Denver*	24	4-12	3-7	3-3	1-2-3	2	0	2	0	0	14
vs. TAMUCC*	36	4-12	0-5	6-6	1-4-5	3	0	4	0	1	14
at UTSA*	35	5-15	2-7	1-2	2-8-10	2	2	0	2	0	13
Spalding	did not play										
Detroit Mercy*	29	4-9	1-3	1-2	2-2-4	1	1	6	0	1	10
Oakland											
at Tenn. St.											
Chicagao St.											
Morehead St.											
Cleveland St.											
Purdue FW											
at Northern Ky.											
at Wright St.											
UIC											
at Green Bay											
at Milwaukee											
Wright St.											
Northern Ky.											
at Oakland											
at Detroit Mercy											
Y'town St.											
Robert Morris											
at Purdue FW											
at Cleveland St.											
at UIC											
at Robert Morris											
at Y'town St.											
Milwaukee											
Green Bay											
HL - 1st Rd.											
HL - 2nd Rd.											
HL Semis											
HL Finals											

\* denotes starter

#### CAREER STATS

Season	GP-GS	MIN-Avg	FG	Pct.	3FG	Pct.	FT	Pct.
2015-16*	Did not play - redshirted							
2016-17*	17-0	179-10.5	23-47	.489	11-24	.458	1-1	1.000
2017-18*	31-2	308-9.9	43-92	.467	11-31	.355	9-16	.563
2018-19*	24-19	642-26.8	79-161	.491	34-84	.405	29-34	.853
2019-20**	2-2	27-13.5	1-10	.100	0-5	.000	0-0	.000
2020-21***	20-20	581-29.1	144-303	.475	40-109	.367	43-54	.796
2021-22	6-6	181-30.2	24-72	.333	8-31	.258	17-22	.773
TOTALS	6-6	181-30.2	24-72	.333	8-31	.258	17-22	.773

#### REBOUNDS

Season	O-D-REB-AVG.	PF-DQ	AST	TO	BLK	STL	PTS-PPG
2015-16*	Did not play - redshirted						
2016-17*	13-19-32-1.9	30-1	10	12	3	5	58-3.4
2017-18*	27-42-69-2.2	52-0	20	15	11	8	106-3.4
2018-19*	37-76-113-4.7	64-3	40	20	9	26	221-9.2
2019-20**	0-0-0-0.0	3-0	1	2	0	2	2-1.0
2020-21***	25-80-105-5.3	61-2	46	41	11	25	371-18.6
2021-22	8-24-32-5.3	14-0	3	13	5	4	73-12.2
TOTALS	8-24-32-5.3	14-0	3	13	5	4	73-12.2

\* at Abilene Christian; \*\* at Detroit Mercy; \*\*\* at Saint Edward's University State / TOTALS only reflect IUPUI totals

#### CAREER/SEASON HIGHS

CAREER HIGH	CATEGORY	SEASON HIGH
6 vs. Detroit Mercy (12/2/2021)	PTS	6 vs. Detroit Mercy (12/2/2021)
7 vs. TAMUCC (11/16/2021)	REB	7 vs. TAMUCC (11/16/2021)
4 vs. TAMUCC (11/16/2021)	AST	4 vs. TAMUCC (11/16/2021)
3 vs. Detroit Mercy (12/2/2021)	FG	3 vs. Detroit Mercy (12/2/2021)
8 vs. Detroit Mercy (12/2/2021)	FGA	8 vs. Detroit Mercy (12/2/2021)
1 - 3x	3FG	1 - 3x
3 at UTSA (11/17/2021)	3FGA	3 at UTSA (11/17/2021)
2 - twice	FT	2 - twice
4 at Evansville (11/11/2021)	FTA	4 at Evansville (11/11/2021)
2 - twice	STL	2 - twice
2 at UTSA (11/17/2021)	BLK	2 at UTSA (11/17/2021)
31 - twice	MIN	31 - twice

#### GAME-BY-GAME

Opponent	MIN	FG	3FG	FT	O-D-T	PF	A	TO	B	S	PTS
Anderson	19	3-7	0-1	3-4	0-0-0	2	0	0	0	2	9
at Butler*	22	2-5	0-2	0-0	0-2-2	1	0	2	0	0	4
at Evansville*	26	1-2	0-0	2-4	0-0-0	1	0	3	0	1	4
vs. Denver*	19	1-3	0-1	0-0	0-1-1	3	1	5	0	0	2
vs. TAMUCC*	28	1-2	1-1	2-2	1-6-7	4	4	5	0	1	5
at UTSA*	30	2-5	1-3	0-0	0-3-3	1	1	3	2	1	5
Spalding*	31	2-5	1-2	0-0	0-1-1	1	2	0	1	2	5
Detroit Mercy*	31	3-8	0-2	0-0	2-2-4	3	3	1	0	2	6
Oakland											
at Tenn. St.											
Chicagao St.											
Morehead St.											
Cleveland St.											
Purdue FW											
at Northern Ky.											
at Wright St.											
UIC											
at Green Bay											
at Milwaukee											
Wright St.											
Northern Ky.											
at Oakland											
at Detroit Mercy											
Y'town St.											
Robert Morris											
at Purdue FW											
at Cleveland St.											
at UIC											
at Robert Morris											
at Y'town St.											
Milwaukee											
Green Bay											
HL - 1st Rd.											
HL - 2nd Rd.											
HL Semis											
HL Finals											

\* denotes starter

#### CAREER STATS


Season	GP-GS	MIN-Avg	FG	Pct.	3FG	Pct.	FT	Pct.
2021-22	7-7	186-26.6	12-30	.400	3-11	.273	4-6	.667
TOTALS	7-7	186-26.6	12-30	.400	3-11	.273	4-6	.667

#### REBOUNDS

Season	O-D-REB-AVG.	PF-DQ	AST	TO	BLK	STL	PTS-PPG
2021-22	3-15-18-2.6	14-0	11	19	3	7	31-4.4
TOTALS	3-15-18-2.6	14-0	11	19	3	7	31-4.4



## PLAYER BIOS



### BOBBY HARVEY

# #2

Senior | Guard  
6-3 | 200  
Chicago, Ill.  
Hillcrest (Wabash Valley J.C.)

Birthdate: Nov. 20, 1999 (age 22)  
Major: General Studies



### BAKARI LaSTRAP

# #4

Sophomore | Guard  
6-0 | 170  
Houston, Texas  
The Woodlands Christian Academy

Birthdate: July 10, 2001 (age 20)  
Major: Business

#### CAREER/SEASON HIGHS

CAREER HIGH	CATEGORY	SEASON HIGH
18 at Milwaukee (1/8/21)	PTS	13 vs. Denver (11/15/2021)
6 vs. Denver (11/15/2021)	REB	6 vs. Denver (11/15/2021)
2- 3x	AST	2 - twice
6 at Milwaukee (1/8/21)	FG	4 vs. Denver (11/15/2021)
13 at Milwaukee (1/8/21)	FGA	8 - twice
3 vs. Denver (11/15/2021)	3FG	3 vs. Denver (11/15/2021)
7 at Milwaukee (1/8/21)	3FGA	6 vs. Spalding (11/23/2021)
4 at Milwaukee (1/8/21)	FT	2 vs. Denver (11/15/2021)
6 at Milwaukee (1/8/21)	FTA	2 vs. Denver (11/15/2021)
3 vs. Spalding (11/23/2021)	STL	3 vs. Spalding (11/23/2021)
1 - twice	BLK	---
31 vs. Wright State (1/23/21)	MIN	28 vs. Spalding (11/23/2021)

#### GAME-BY-GAME

Opponent	MIN	FG	3FG	FT	O-D-T	PF	A	TO	B	S	PTS
Anderson*	21	0-3	0-2	2-2	0-2-2	3	1	0	0	0	2
at Butler	17	0-5	0-3	0-0	0-1-1	3	2	0	0	0	0
at Evansville	19	1-2	1-2	0-0	1-2-3	1	1	1	0	0	3
vs. Denver	27	4-8	3-5	2-2	0-6-6	1	1	0	0	0	13
vs. TAMUCC	21	1-6	1-4	0-0	2-0-2	2	0	1	0	0	3
at UTSA	21	3-5	2-3	0-0	0-4-4	2	1	0	0	0	8
Spalding*	28	2-8	1-6	0-0	0-3-3	2	2	1	0	3	5
Detroit Mercy	19	2-6	2-3	0-1	0-2-2	5	0	3	0	0	6
Oakland											
at Tenn. St.											
Chicgao St.											
Morehead St.											
Cleveland St.											
Purdue FW											
at Northern Ky.											
at Wright St.											
UIC											
at Green Bay											
at Milwaukee											
Wright St.											
Northern Ky.											
at Oakland											
at Detroit Mercy											
Y'town St.											
Robert Morris											
at Purdue FW											
at Cleveland St.											
at UIC											
at Robert Morris											
at Y'town St.											
Milwaukee											
Green Bay											
HL - 1st Rd.											
HL - 2nd Rd.											
HL Semis											
HL Finals											

\* denotes starter

#### CAREER STATS

Season	GP-GS	MIN-Avg	FG	Pct.	3FG	Pct.	FT	Pct.
2020-21	14-4	255-18.2	27-71	.380	16-44	.364	8-15	.533
2021-22	7-1	153-21.9	13-40	.325	10-26	.385	2-3	.667
TOTALS	21-5	408-19.4	40-111	.361	26-70	.371	10-18	.556

#### REBOUNDS

Season	O-D-REB-AVG.	PF-DQ	AST	TO	BLK	STL	PTS-PPG
2020-21	5-30-35-2.5	26-0	5	14	2	3	78-5.6
2021-22	3-18-21-3.0	16-1	7	6	0	3	38-5.4
TOTALS	8-48-56-2.7	42-1	12	20	2	6	116-5.5

#### CAREER/SEASON HIGHS

CAREER HIGH	CATEGORY	SEASON HIGH
10 - twice	PTS	10 vs. Spalding (11/23/2021)
5 - twice	REB	3 vs. Spalding (11/23/2021)
6 vs. Cleveland State (1/1/21)	AST	4 - 3x
4 - twice	FG	4 at Butler (11/9/2021)
10 vs. Wright State (1/22/21)	FGA	7 - twice
1 - 4x	3FG	1 vs. Spalding (11/23/2021)
3 at Youngstown State (2/20/21)	3FGA	2 vs. Denver (11/15/2021)
3 - 4x	FT	3 vs. Spalding (11/23/2021)
6 at Youngstown State (2/19/21)	FTA	4 vs. Spalding (11/23/2021)
3 - 3x	STL	2 at Butler (11/9/2021)
---	BLK	---
36 at Youngstown State (2/20/21)	MIN	20 vs. Denver (11/15/2021)

#### GAME-BY-GAME

Opponent	MIN	FG	3FG	FT	O-D-T	PF	A	TO	B	S	PTS
Anderson*	17	2-7	0-1	0-0	0-1-1	1	4	1	0	1	4
at Butler	17	4-7	0-1	0-0	0-1-1	4	1	1	0	2	8
at Evansville	13	3-7	0-0	0-0	0-2-2	0	1	3	0	1	6
vs. Denver	20	0-5	0-2	0-0	1-1-2	4	4	6	0	1	0
vs. TAMUCC	4	0-1	0-1	0-2	0-0-0	2	0	5	0	0	0
at UTSA	19	3-4	0-0	0-2	0-1-1	1	4	3	0	1	6
Spalding	19	3-5	1-1	3-4	0-3-3	4	2	5	0	1	10
Detroit Mercy	13	0-4	0-0	2-2	0-1-1	0	4	0	0	0	2
Oakland											
at Tenn. St.											
Chicgao St.											
Morehead St.											
Cleveland St.											
Purdue FW											
at Northern Ky.											
at Wright St.											
UIC											
at Green Bay											
at Milwaukee											
Wright St.											
Northern Ky.											
at Oakland											
at Detroit Mercy											
Y'town St.											
Robert Morris											
at Purdue FW											
at Cleveland St.											
at UIC											
at Robert Morris											
at Y'town St.											
Milwaukee											
Green Bay											
HL - 1st Rd.											
HL - 2nd Rd.											
HL Semis											
HL Finals											

\* denotes starter


#### CAREER STATS

Season	GP-GS	MIN-Avg	FG	Pct.	3FG	Pct.	FT	Pct.
2020-21	18-1	235-13.1	16-56	.286	3-13	.231	16-25	.640
2021-22	7-0	106-15.1	13-33	.394	1-5	.200	5-10	.500
TOTALS	25-1	341-13.6	29-89	.326	4-18	.222	21-35	.600

#### REBOUNDS

Season	O-D-REB-AVG.	PF-DQ	AST	TO	BLK	STL	PTS-PPG
2020-21	8-17-25-1.4	27-0	24	22	0	13	51-2.8
2021-22	1-9-10-1.4	15-0	16	23	0	6	32-4.6
TOTALS	9-26-35-1.4	42-0	40	45	0	19	83-3.3

## PLAYER BIOS



### NATHANMcCLURE

# #5

**Junior | Guard**  
**6-4 | 175**  
**Houston, Texas**  
**Concordia Lutheran (State Fair C.C.)**

**Birthdate:** Feb. 18, 2000 (age 21)  
**Major:** General Studies

#### CAREER/SEASON HIGHS

CAREER HIGH	CATEGORY	SEASON HIGH
16 at Youngstown St. (2/20/21)	PTS	10 vs. TAMUCC (11/16/2021)
7 - twice	REB	7 - twice
3 vs. Wright State (1/22/21)	AST	2 vs. TAMUCC (11/16/2021)
4 vs. UIC (2/13/21)	FG	3 - twice
7 - 4x	FGA	7 - twice
3 at Green Bay (2/5/21)	3FG	2 vs. TAMUCC (11/16/2021)
6 vs. TAMUCC (11/16/2021)	3FGA	6 vs. TAMUCC (11/16/2021)
8 at Youngstown State (2/20/21)	FT	2 vs. TAMUCC (11/16/2021)
8 at Youngstown State (2/20/21)	FTA	2 - twice
3 at Northern Kentucky (1/15/21)	STL	1 - 4x
1 - 4x	BLK	---
34 at Green Bay (2/6/21)	MIN	29 at Evansville (11/11/2021)

#### GAME-BY-GAME

Opponent	MIN	FG	3FG	FT	O-D-T	PF	A	TO	B	S	PTS
Anderson	18	1-1	1-1	0-2	2-7-9	2	2	0	0	0	3
at Butler*	20	1-4	0-3	0-1	1-4-5	1	0	0	0	1	2
at Evansville*	29	2-6	1-3	0-0	0-3-3	3	1	0	0	0	5
vs. Denver*	24	3-7	1-4	0-0	2-3-5	3	0	0	0	1	7
vs. TAMUCC*	26	3-7	2-6	2-2	1-6-7	2	2	2	0	1	10
at UTSA*	22	2-4	1-3	0-0	1-1-2	2	0	0	0	1	5
Spalding*	27	2-6	0-3	1-2	2-5-7	1	1	0	0	0	5
Detroit Mercy*	12	0-2	0-1	0-0	0-2-2	2	0	1	0	0	0
Oakland											
at Tenn. St.											
Chicgao St.											
Morehead St.											
Cleveland St.											
Purdue FW											
at Northern Ky.											
at Wright St.											
UIC											
at Green Bay											
at Milwaukee											
Wright St.											
Northern Ky.											
at Oakland											
at Detroit Mercy											
Y'town St.											
Robert Morris											
at Purdue FW											
at Cleveland St.											
at UIC											
at Robert Morris											
at Y'town St.											
Milwaukee											
Green Bay											
HL - 1st Rd.											
HL - 2nd Rd.											
HL Semis											
HL Finals											


\* denotes starter

#### CAREER STATS

Season	GP-GS	MIN-Avg	FG	Pct.	3FG	Pct.	FT	Pct.
2020-21	18-13	389-21.6	25-64	.391	13-38	.342	17-23	.739
2021-22	7-7	160-22.9	13-36	.361	5-23	.217	3-5	.600
<b>TOTALS</b>	<b>25-20</b>	<b>549-22.0</b>	<b>38-100</b>	<b>.380</b>	<b>18-61</b>	<b>.295</b>	<b>20-28</b>	<b>.714</b>

#### REBOUNDS

Season	O-D-REB-AVG.	PF-DQ	AST	TO	BLK	STL	PTS-PPG
2020-21	24-29-53-2.9	37-0	17	19	4	14	80-4.4
2021-22	7-24-31-4.4	14-0	4	3	0	4	34-4.9
<b>TOTALS</b>	<b>31-53-84-3.4</b>	<b>51-0</b>	<b>21</b>	<b>22</b>	<b>4</b>	<b>18</b>	<b>114-4.6</b>



### MIKEDePERSIA

# #10

**Junior | Guard**  
**5-11 | 175**  
**Cherry Hill, N.J.**  
**Haddonfield Memorial**

**Birthdate:** Apr. 30, 2000 (age 21)  
**Major:** Finance

#### CAREER/SEASON HIGHS

CAREER HIGH	CATEGORY	SEASON HIGH
13 at Youngstown State (2/19/21)	PTS	7 vs. TAMUCC (11/16/2021)
9 vs. UIC (2/13/21)	REB	3 vs. TAMUCC (11/16/2021)
14 vs. UIC (2/12/21)	AST	3 - 3x
5 at Youngstown State (2/19/21)	FG	2 - twice
7 - 3x	FGA	4 - 3x
2 vs. TAMUCC (11/16/2021)	3FG	2 vs. TAMUCC (11/16/2021)
4 - twice	3FGA	4 vs. TAMUCC (11/16/2021)
6 vs. Wright State (1/10/20)	FT	1 - twice
10 vs. Wright State (1/10/20)	FTA	2 - 3x
3 - 5x	STL	1 - twice
1 - twice	BLK	---
38 - 3x	MIN	23 vs. TAMUCC (11/16/2021)

#### GAME-BY-GAME

Opponent	MIN	FG	3FG	FT	O-D-T	PF	A	TO	B	S	PTS
Anderson*	17	2-3	0-0	2-3	0-1-1	1	2	1	0	1	6
at Butler	16	0-0	0-0	0-2	0-1-1	1	1	0	0	0	0
at Evansville	19	1-2	0-0	0-0	0-2-2	5	3	1	0	1	2
vs. Denver	17	1-4	1-3	1-2	0-2-2	1	3	1	0	0	4
vs. TAMUCC	23	2-4	2-4	1-2	0-3-3	2	2	1	0	0	7
at UTSA				did not play							
Spalding				did not play							
Detroit Mercy	22	2-4	1-3	0-0	0-0-0	1	3	3	0	1	5
Oakland											
at Tenn. St.											
Chicgao St.											
Morehead St.											
Cleveland St.											
Purdue FW											
at Northern Ky.											
at Wright St.											
UIC											
at Green Bay											
at Milwaukee											
Wright St.											
Northern Ky.											
at Oakland											
at Detroit Mercy											
Y'town St.											
Robert Morris											
at Purdue FW											
at Cleveland St.											
at UIC											
at Robert Morris											
at Y'town St.											
Milwaukee											
Green Bay											
HL - 1st Rd.											
HL - 2nd Rd.											
HL Semis											
HL Finals											

\* denotes starter

#### CAREER STATS

Season	GP-GS	MIN-Avg	FG	Pct.	3FG	Pct.	FT	Pct.
2019-20	32-10	701-21.9	28-82	.341	4-34	.118	22-41	.537
2020-21	18-18	536-29.8	32-72	.444	8-27	.296	18-28	.643
2021-22	5-0	95-19.0	6-14	.429	4-10	.400	2-6	.333
<b>TOTALS</b>	<b>55-28</b>	<b>1332-24.2</b>	<b>66-168</b>	<b>.393</b>	<b>16-71</b>	<b>.225</b>	<b>42-75</b>	<b>.560</b>

#### REBOUNDS

Season	O-D-REB-AVG.	PF-DQ	AST	TO	BLK	STL	PTS-PPG
2019-20	22-48-70-2.2	60-1	85	42	0	33	82-2.6
2020-21	10-51-61-3.4	48-2	71	19	2	22	90-5.0
2021-22	0-8-8-1.6	10-1	12	6	0	2	18-3.6
<b>TOTALS</b>	<b>32-107-139-2.5</b>	<b>118-4</b>	<b>168</b>	<b>67</b>	<b>2</b>	<b>57</b>	<b>190-3.5</b>

# PLAYER BIOS



**AZARIAH SEAY**  
(AZ-uh-rye-uh) (SAY)

Senior | Guard  
6-4 | 195  
Montgomery, Ala.  
Robert E. Lee (Blinn College)

Birthdate: Dec. 18, 1999 (age 21)  
Major: General Studies

#12

## CAREER/SEASON HIGHS

CAREER HIGH	CATEGORY	SEASON HIGH
14 - twice	PTS	9 vs. TAMUCC (11/16/2021)
6 vs. Spalding (11/23/2021)	REB	6 vs. Spalding (11/23/2021)
4 vs. Birmingham-Southern (11/14/18)	AST	2 vs. TAMUCC (11/16/2021)
6 vs. Cleveland State (1/2/21)	FG	3 - twice
12 at Youngstown State (2/19/21)	FGA	8 - twice
3 at Akron (11/28/18)	3FG	1 - twice
5 - twice	3FGA	4 at Butler (11/9/2021)
3 vs. TAMUCC (11/16/2021)	FT	3 vs. TAMUCC (11/16/2021)
6 vs. TAMUCC (11/16/2021)	FTA	6 vs. TAMUCC (11/16/2021)
2 - 3x	STL	1 vs. Detroit Mercy (12/2/2021)
1 vs. Birmingham-Southern (11/14/18)	BLK	---
25 - twice	MIN	23 vs. Denver (11/15/2021)

## GAME-BY-GAME

Opponent	MIN	FG	3FG	FT	O-D-T	PF	A	TO	B	S	PTS
Anderson*	19	8-11	4-5	0-0	1-1-2	3	0	1	0	1	20
at Butler	20	2-8	0-4	2-2	2-2-4	3	0	1	0	0	6
at Evansville	12	0-3	0-3	0-0	0-1-1	1	0	2	0	0	0
vs. Denver	23	2-6	1-3	0-0	2-0-2	2	0	0	0	0	5
vs. TAMUCC	19	3-8	0-3	3-6	2-0-2	1	2	2	0	0	9
at UTSA	5	0-0	0-0	0-0	1-0-1	1	1	1	0	0	0
Spalding	18	3-4	1-2	1-2	2-4-6	2	0	3	0	0	8
Detroit Mercy	15	1-2	0-1	0-0	1-2-3	1	1	2	0	1	2
Oakland											
at Tenn. St.											
Chicgao St.											
Morehead St.											
Cleveland St.											
Purdue FW											
at Northern Ky.											
at Wright St.											
UIC											
at Green Bay											
at Milwaukee											
Wright St.											
Northern Ky.											
at Oakland											
at Detroit Mercy											
Y'town St.											
Robert Morris											
at Purdue FW											
at Cleveland St.											
at UIC											
at Robert Morris											
at Y'town St.											
Milwaukee											
Green Bay											
HL - 1st Rd.											
HL - 2nd Rd.											
HL Semis											
HL Finals											

\* denotes starter

## CAREER STATS

Season	GP-GS	MIN-Avg	FG	Pct.	3FG	Pct.	FT	Pct.
2018-19*	19-0	127-6.7	12-41	.293	6-24	.250	4-7	.571
2020-21	18-2	250-13.9	40-103	.388	15-49	.306	7-11	.636
2021-22	7-0	112-16.0	11-31	.355	2-16	.125	6-10	.600
TOTALS	25-2	362-14.5	51-134	.381	17-65	.262	13-21	.619

Season	O-D-REB-AVG.	PF-DQ	AST	TO	BLK	STL	PTS-PPG
2018-19*	8-9-7-0.9	21-0	8	7	1	6	34-1.8
2020-21	6-20-26-1.4	33-1	13	18	0	8	102-5.7
2021-22	10-9-19-2.7	11-0	4	11	0	1	30-4.3
TOTALS	16-29-45-1.8	44-1	17	29	0	9	132-5.3

\*at Alabama State / TOTALS only reflect IUPUI totals



**CHUKIS SITUA**  
(CHOOKS) (ee-see-TOO-uh)

Freshman | Forward/Center  
6-11 | 220  
Lagos, Nigeria  
Jack Yates [Texas]

Birthdate: Nov. 7, 2001 (age 20)  
Major: Organizational Leadership

#23

## CAREER/SEASON HIGHS

CAREER HIGH	CATEGORY	SEASON HIGH
10 at UTSA (11/17/2021)	PTS	10 at UTSA (11/17/2021)
4 vs. Detroit Mercy (12/2/2021)	REB	4 vs. Detroit Mercy (12/2/2021)
1 - twice	AST	1 - twice
4 at UTSA (11/17/2021)	FG	4 at UTSA (11/17/2021)
4 at UTSA (11/17/2021)	FGA	4 at UTSA (11/17/2021)
---	3FG	---
---	3FGA	---
3 vs. Spalding (11/23/2021)	FT	3 vs. Spalding (11/23/2021)
4 vs. Spalding (11/23/2021)	FTA	4 vs. Spalding (11/23/2021)
2 vs. Detroit Mercy (12/2/2021)	STL	2 vs. Detroit Mercy (12/2/2021)
2 - twice	BLK	2 - twice
24 at UTSA (11/17/2021)	MIN	24 at UTSA (11/17/2021)

## GAME-BY-GAME

Opponent	MIN	FG	3FG	FT	O-D-T	PF	A	TO	B	S	PTS
Anderson*	16	2-3	0-0	3-4	1-4-5	1	0	1	0	0	7
at Butler	18	1-1	0-0	2-2	0-0-0	2	0	2	2	0	4
at Evansville	13	1-2	0-0	0-2	0-1-1	1	0	2	0	0	2
vs. Denver	7	0-1	0-0	0-0	0-2-2	4	0	1	0	0	0
vs. TAMUCC	13	2-3	0-0	2-3	0-2-2	4	0	0	0	0	6
at UTSA	24	4-4	0-0	2-2	1-2-3	1	1	1	2	1	10
Spalding	16	1-2	0-0	3-4	1-1-2	4	1	3	1	0	5
Detroit Mercy	17	1-1	0-0	1-2	2-2-4	3	0	0	1	2	3
Oakland											
at Tenn. St.											
Chicgao St.											
Morehead St.											
Cleveland St.											
Purdue FW											
at Northern Ky.											
at Wright St.											
UIC											
at Green Bay											
at Milwaukee											
Wright St.											
Northern Ky.											
at Oakland											
at Detroit Mercy											
Y'town St.											
Robert Morris											
at Purdue FW											
at Cleveland St.											
at UIC											
at Robert Morris											
at Y'town St.											
Milwaukee											
Green Bay											
HL - 1st Rd.											
HL - 2nd Rd.											
HL Semis											
HL Finals											

\* denotes starter

## CAREER STATS

Season	GP-GS	MIN-Avg	FG	Pct.	3FG	Pct.	FT	Pct.
2021-22	7-0	109-15.6	10-14	.714	0-0	.000	10-15	.667
TOTALS	7-0	109-15.6	10-14	.714	0-0	.000	10-15	.667

Season	O-D-REB-AVG.	PF-DQ	AST	TO	BLK	STL	PTS-PPG
2021-22	4-10-14-2.0	19-0	2	9	6	3	30-4.3
TOTALS	4-10-14-2.0	19-0	2	9	6	3	30-4.3



## PLAYER BIOS



### JONAH CARRASCO (cuh-RASS-ko) #24

Senior | Forward  
6-9 | 220  
Wichita, Kan.  
Wichita North (Otero J.C.)

Birthdate: Jan. 19, 1999 (age 22)  
Major: General Studies

#### CAREER/SEASON HIGHS

CAREER HIGH	CATEGORY	SEASON HIGH
8 vs. Spalding (11/23/2021)	PTS	8 vs. Spalding (11/23/2021)
7 at UTSA (11/17/2021)	REB	7 at UTSA (11/17/2021)
1 vs. Detroit Mercy (12/2/2021)	AST	1 vs. Detroit Mercy (12/2/2021)
4 vs. Spalding (11/23/2021)	FG	4 vs. Spalding (11/23/2021)
5 vs. Spalding (11/23/2021)	FGA	5 vs. Spalding (11/23/2021)
---	3FG	---
---	3FGA	---
3 vs. Detroit Mercy (12/2/2021)	FT	3 vs. Detroit Mercy (12/2/2021)
4 vs. Detroit Mercy (12/2/2021)	FTA	4 vs. Detroit Mercy (12/2/2021)
1 at Youngstown State (2/19/21)	STL	---
2 - twice	BLK	2 - twice
19 - twice	MIN	19 - twice

#### GAME-BY-GAME

Opponent	MIN	FG	3FG	FT	O-D-T	PF	A	TO	B	S	PTS
Anderson	12	1-7	0-0	0-0	2-2-4	1	0	0	0	0	2
at Butler*	17	1-2	0-0	0-2	0-0-0	3	0	0	1	0	2
at Evansville*	13	3-4	0-0	1-1	0-1-1	2	0	0	0	0	7
vs. Denver*	17	0-1	0-0	0-0	3-3-6	2	0	3	0	0	0
vs. TAMUCC*	6	0-1	0-0	0-0	1-3-4	3	0	0	2	0	0
at UTSA*	15	1-2	0-0	1-2	4-3-7	1	0	0	0	0	3
Spalding*	19	4-5	0-0	0-1	4-2-6	2	0	1	2	0	8
Detroit Mercy*	19	1-3	0-0	3-4	0-2-2	2	1	0	0	0	5
Oakland											
at Tenn. St.											
Chicgao St.											
Morehead St.											
Cleveland St.											
Purdue FW											
at Northern Ky.											
at Wright St.											
UIC											
at Green Bay											
at Milwaukee											
Wright St.											
Northern Ky.											
at Oakland											
at Detroit Mercy											
Y'town St.											
Robert Morris											
at Purdue FW											
at Cleveland St.											
at UIC											
at Robert Morris											
at Y'town St.											
Milwaukee											
Green Bay											
HL - 1st Rd.											
HL - 2nd Rd.											
HL Semis											
HL Finals											


\* denotes starter

#### CAREER STATS

Season	GP-GS	MIN-Avg	FG	Pct.	3FG	Pct.	FT	Pct.
2020-21	14-0	50-3.6	2-4	.500	0-0	.000	0-1	.000
2021-22	7-7	105-15.0	10-18	.556	0-0	.000	5-10	.500
TOTALS	21-7	155-7.4	12-22	.545	0-0	.000	5-11	.455

#### REBOUNDS

Season	O-D-REB-AVG.	PF-DQ	AST	TO	BLK	STL	PTS-PPG
2020-21	2-3-5-0.4	10-0	0	6	3	1	4-0.3
2021-22	12-14-26-3.7	15-0	1	4	5	0	25-3.6
TOTALS	14-17-31-1.5	25-0	1	10	8	1	29-1.4



### BOSTON STANTON III #25

Freshman | Guard  
6-5 | 190  
Denver, Colorado  
Denver East

Birthdate: Mar. 19, 2003 (age 18)  
Major: Psychology

#### CAREER/SEASON HIGHS

CAREER HIGH	CATEGORY	SEASON HIGH
8 vs. Spalding (11/23/2021)	PTS	8 vs. Spalding (11/23/2021)
5 vs. Denver (11/15/2021)	REB	5 vs. Denver (11/15/2021)
3 - 3x	AST	3 - 3x
2 - 4x	FG	2 - 4x
9 vs. Detroit Mercy (12/2/2021)	FGA	9 vs. Detroit Mercy (12/2/2021)
2 - twice	3FG	2 - twice
7 vs. Detroit Mercy (12/2/2021)	3FGA	7 vs. Detroit Mercy (12/2/2021)
2 vs. Spalding (11/23/2021)	FT	2 vs. Spalding (11/23/2021)
2 - twice	FTA	2 - twice
1 at Butler (11/9/2021)	STL	1 at Butler (11/9/2021)
1 vs. TAMUCC (11/16/2021)	BLK	1 vs. TAMUCC (11/16/2021)
28 at UTSA (11/17/2021)	MIN	28 at UTSA (11/17/2021)

#### GAME-BY-GAME

Opponent	MIN	FG	3FG	FT	O-D-T	PF	A	TO	B	S	PTS
Anderson	23	0-5	0-1	2-3	0-5-5	1	7	2	0	0	2
at Butler*	23	2-4	1-3	0-0	0-1-1	0	3	1	0	1	5
at Evansville*	21	1-6	1-4	0-0	0-3-3	1	1	2	0	0	3
vs. Denver*	18	1-5	0-2	0-2	0-5-5	1	3	2	0	0	2
vs. TAMUCC*	12	1-1	1-1	0-0	0-3-3	1	2	4	1	0	3
at UTSA*	28	2-7	1-2	0-0	0-3-3	2	3	4	0	0	5
Spalding*	26	2-8	2-6	2-2	0-0-0	2	2	3	0	0	8
Detroit Mercy*	19	2-9	2-7	0-0	0-0-0	0	0	2	0	0	6
Oakland											
at Tenn. St.											
Chicgao St.											
Morehead St.											
Cleveland St.											
Purdue FW											
at Northern Ky.											
at Wright St.											
UIC											
at Green Bay											
at Milwaukee											
Wright St.											
Northern Ky.											
at Oakland											
at Detroit Mercy											
Y'town St.											
Robert Morris											
at Purdue FW											
at Cleveland St.											
at UIC											
at Robert Morris											
at Y'town St.											
Milwaukee											
Green Bay											
HL - 1st Rd.											
HL - 2nd Rd.											
HL Semis											
HL Finals											

\* denotes starter

#### CAREER STATS

Season	GP-GS	MIN-Avg	FG	Pct.	3FG	Pct.	FT	Pct.
2021-22	7-7	149-21.3	11-40	.275	8-25	.320	2-4	.500
TOTALS	7-7	149-21.3	11-40	.275	8-25	.320	2-4	.500

#### REBOUNDS

Season	O-D-REB-AVG.	PF-DQ	AST	TO	BLK	STL	PTS-PPG
2021-22	0-15-15-2.1	9-0	14	18	1	1	32-4.6
TOTALS	0-15-15-2.1	9-0	14	18	1	1	32-4.6

## PLAYER BIOS



### DIMITAR PANDEV

(DIM-ee-tar) (PAN-dev)

# #33

Senior | Forward

6-10 | 225

Strumica, Macedonia

The Skill Factory (Clarendon College)

Birthdate: Oct. 9, 1997 (age 24)

Major: General Studies

## CAREER/SEASON HIGHS

CAREER HIGH	CATEGORY	SEASON HIGH
7 vs. Spalding (11/23/2021)	PTS	7 vs. Spalding (11/23/2021)
6 vs. Cleveland State (1/1/21)	REB	4 vs. Spalding (11/23/2021)
3 vs. Cleveland State (1/1/21)	AST	2 vs. Spalding (11/23/2021)
3 vs. Spalding (11/23/2021)	FG	3 vs. Spalding (11/23/2021)
7 vs. Tennessee State (12/12/20)	FGA	5 vs. Spalding (11/23/2021)
1 - 3x	3FG	1 vs. Spalding (11/23/2021)
3 - twice	3FGA	3 vs. Spalding (11/23/2021)
1 at Milwaukee (1/8/21)	FT	---
2 vs. Cleveland State (1/1/21)	FTA	---
1 - twice	STL	1 vs. Spalding (11/23/2021)
1 vs. Cleveland State (1/2/21)	BLK	---
16 - twice	MIN	16 vs. Spalding (11/23/2021)

## GAME-BY-GAME

Opponent	MIN	FG	3FG	FT	O-D-T	PF	A	TO	B	S	PTS
Anderson	11	2-2	0-0	0-0	2-5-7	2	0	1	0	0	4
at Butler	3	1-1	0-0	0-0	0-0-0	0	0	0	0	0	2
at Evansville	4	0-1	0-0	0-0	0-1-1	0	0	0	0	0	0
vs. Denver	4	0-0	0-0	0-0	0-0-0	0	0	1	0	0	0
vs. TAMUCC	12	1-2	0-0	0-0	0-2-2	0	0	0	0	0	2
at UTSA	1	1-1	0-0	0-0	0-0-0	1	0	0	0	0	2
Spalding	16	3-5	1-3	0-0	1-3-4	0	2	1	0	1	7
Detroit Mercy	4	0-1	0-1	0-0	2-1-3	1	0	2	0	0	0
Oakland											
at Tenn. St.											
Chicgao St.											
Morehead St.											
Cleveland St.											
Purdue FW											
at Northern Ky.											
at Wright St.											
UIC											
at Green Bay											
at Milwaukee											
Wright St.											
Northern Ky.											
at Oakland											
at Detroit Mercy											
Y'town St.											
Robert Morris											
at Purdue FW											
at Cleveland St.											
at UIC											
at Robert Morris											
at Y'town St.											
Milwaukee											
Green Bay											
HL - 1st Rd.											
HL - 2nd Rd.											
HL Semis											
HL Finals											

\* denotes starter


## CAREER STATS

Season	GP-GS	MIN-Avg	FG	Pct.	3FG	Pct.	FT	Pct.
2020-21	7-3	60-8.6	4-17	.235	2-8	.250	1-3	.333
2021-22	7-0	44-6.3	6-11	.545	1-4	.250	0-0	.000
TOTALS	14-3	104-7.4	10-28	.357	3-12	.250	1-3	.333

## REBOUNDS

Season	O-D-REB-AVG.	PF-DQ	AST	TO	BLK	STL	PTS-PPG
2020-21	5-8-13-1.9	5-0	4	4	1	1	11-1.6
2021-22	3-7-10-1.4	2-0	2	4	0	1	13-1.9
TOTALS	8-15-23-1.6	7-0	6	8	1	2	24-1.7

## 2021-2022 REDSHIRTS



### ZACH GUNN

Grad Student | Forward

6-6 | 210

Fishers, Ind.

Hamilton Southeastern (Ball State)

Birthdate: Nov. 6, 1998 (age 23)

Major: Organizational Leadership MS

# #15

## CAREER/SEASON HIGHS

CAREER HIGH	CATEGORY	SEASON HIGH
17 vs. Tiffin (11/27/18)	PTS	
9 at Buffalo (1/29/19)	REB	
4 vs. Toledo (2/17/18)	AST	
5 - 3x	FG	
13 vs. Kent State (3/8/18)	FGA	
5 vs. Kent State (3/8/18)	3FG	
11 vs. Kent State (3/8/18)	3FGA	
5 - twice	FT	
6 - twice	FTA	
1 - 11x	STL	
3 at Bucknell (11/22/17)	BLK	
28 vs. Kent State (2/2/19)	MIN	


## CAREER STATS

Season	GP-GS	MIN-Avg	FG	Pct.	3FG	Pct.	FT	Pct.
2017-18*	25-0	359-14.4	40-110	.364	23-72	.319	21-27	.778
2018-19*	27-0	386-14.3	44-110	.400	34-95	.358	23-28	.821
2019-20*	Did not play - redshirted							
2020-21*	17-3	176-10.4	20-46	.435	14-35	.400	4-5	.800
TOTALS	0-0	0-0.0	0-0	.000	0-0	.000	0-0	.000

## REBOUNDS

Season	O-D-REB-AVG.	PF-DQ	AST	TO	BLK	STL	PTS-PPG
2017-18*	12-58-70-2.8	53-3	18	24	9	5	124-5.0
2018-19*	10-67-77-2.9	50-3	11	9	2	4	145-5.4
2019-20*	Did not play - redshirted						
2020-21*	7-30-37-2.2	30-1	7	6	2	2	58-3.4
TOTALS	0-0-0-0.0	0-0	0	0	0	0	0-0.0

\*at Ball State | TOTALS only reflect IUPUI totals



### KALEB EDWARDS

Freshman | Guard

6-3 | 175


Fishers, Ind.

Guerin Catholic

Birthdate: May 22, 2003 (age 18)

Major: Business

# #11



### DEREK PETERSEN

R-Freshman | Guard

6-2 | 175

Greenwood, Ind.

Greenwood Christian (Hope College)

Birthdate: May 21, 2001 (age 20)

Major: Computer Engineering

# #20

## 2022-2023 SIGNEEs



### KHARYE CAYNE

**Junior | Forward**  
**6-10**  
**Raleigh, N.C.**  
**USC Salkehatchie**

#### QUICK NOTES

- Averaged 7.6 points, 8.8 rebounds and 4.5 blocked shots per game as a red-shirt freshman at USC Salkehatchie while shooting 61 percent from the floor and 46 percent from three-point range
- Was invited to the All-American JUCO Showcase in July 2021
- Redshirted as a true freshman at Hutchinson J.C. in 2019-20




### COOPER DEWITT

**Junior | Guard**  
**6-6**  
**Pasco, Wash.**  
**North Idaho College**

#### QUICK NOTES

- Averaged 8.8 points, 4.5 rebounds and 4.3 assists per game as a freshman at North Idaho College while shooting 50 percent overall and 41.2 percent from three in 2020-21
- Named Mid-Columbia Conference Player of the Year and Defensive Player of the Year as a senior at Chiawana (Wash.) High School after averaging 14 points and 6 assists per game




### DAYLAN HAMILTON

**Junior | Guard**  
**6-3**  
**Houston, Texas**  
**Triton College**

#### QUICK NOTES

- Played the 2020-21 season at Western Michigan where he averaged 3.0 points and 0.9 rebounds per game in 15 appearances
- Averaged 26 points per game as a senior at Klein Forest (Texas) High School, earning Texas Association of Basketball Coaches' Class 6A First Team All-State honors
- Named the District 15-6A Most Valuable Player and All-Region honoree




### AMHAD JARRARD

**Freshman | Guard**  
**6-5**  
**Indianapolis, Ind.**  
**Mt. Vernon H.S.**

#### QUICK NOTES

- 2021 Hancock County Player of the Year and two-time Hoosier Heritage Conference honoree
- Was an honorable mention underclass All-State selection
- Averaged 12.9 points, 3.5 rebounds and 2.6 assists per game as a junior while shooting 55 percent from the floor
- Averaged 10.7 points, 4.7 rebounds and 3.4 assists per game his sophomore season



### ARMON JARRARD

**Freshman | Guard**  
**6-3**  
**Indianapolis, Ind.**  
**Mt. Vernon H.S.**

#### QUICK NOTES

- Named First Team All-Hancock County as a junior and underclass All-State
- Averaged 12.8 points, 4.0 rebounds, 2.3 assists and 2.2 steals per game as a junior while knocking down 42 percent from three-point range
- He and his twin brother helped Mt. Vernon to a 17-7 mark as juniors and a sectional title

## FORMER JAGUARS IN THE PROS

### George Hill - Milwaukee Bucks (NBA)

- averaging 7.7 ppg, 3.7 rpg and 2.6 apg this season
- 14th season in the NBA
- averages 10.9 ppg, 3.1 rpg and 3.1 apg for his career (835 games)

### Elyjah Goss - Borås Basket (Sweden)

- averaging 6.3 ppg and 6.1 rpg in his first season
- Borås Basket (6-4) is ranked No. 4 in the Sweden Basketligan

### Marcus Burk - Grand Rapids Gold (NBA G League)

- averaging 7.1 ppg and shooting 52.4% from 3 in his rookie season
- has helped Grand Rapids to a 4-3 mark to start the year

### Alex Young - Al Sharjah (UAE ULB)

### Robert Glenn - Metros (Dominican Republic LNB)

### D.J. McCall - Albacete (Spanish LEB Silver)

### Kellon Thomas - Columbus Condors (TBL)





# LAST FOUR BOX SCORES

## GAME #4 • TAMUCC 65, IUPUI 59 (SAN ANTONIO, TEXAS - CONVOCATION CENTER)

IUPUI - 59														
Record: 0-4														
NO.	Name	Min	FG M-A	3P M-A	FT M-A	Rebounds OR DR TOT	Fouls PF FD	TP	AS	TO	ST	Blocks BS BA	+	-
24	Jonah Carrasco	F 06:19	0-1	0-0	0-0	1 3 4	3 0	0	0	0	0	2 0	-6	
00	B.J. Maxwell	G 35:45	4-12	0-5	6-6	1 4 5	3 4	14	0	4	1	0 0	-4	
1	KJ Pruitt	G 27:19	1-2	1-1	2-2	1 6 7	4 2	5	4	5	1	0 0	-2	
5	Nathan McClure	G 26:32	3-7	2-6	2-2	1 6 7	2 3	10	2	2	1	0 0	-1	
25	Boston Stanton III	G 12:37	1-1	1-1	0-0	0 3 3	1 0	3	2	4	0	1 0	-14	
23	Chuks Isitua	G 12:00	2-3	0-0	2-3	0 2 2	4 4	6	0	0	0	0 0	8	
10	Mike DePersia	G 23:13	2-4	2-4	1-2	0 3 3	2 5	7	2	1	0	0 0	6	
12	Azariah Seay	G 18:43	3-8	0-3	3-6	2 0 2	1 3	9	2	2	0	0 0	6	
2	Bobby Harvey	G 21:24	1-6	1-4	0-0	2 0 2	2 1	3	0	1	0	0 0	-8	
33	Dimitar Pandev	G 11:40	1-2	0-0	0-0	2 2 0	2 1	0	0	0	0	0 0	-13	
4	Bakari LaStrap	G 04:28	0-1	0-1	0-2	0 0 0	2 1	0	0	5	0	0 0	-4	
Team						2 2 4	0	1						
Technical Fouls:Coach 2 <sup>nd</sup> 3:24														
Totals														

A&M-Corpus Christi - 65														
Record: 2-1														
NO.	Name	Min	FG M-A	3P M-A	FT M-A	Rebounds OR DR TOT	Fouls PF FD	TP	AS	TO	ST	Blocks BS BA	+	-
13	De'Lazarus Keys	F 24:02	4-8	0-0	3-5	1 3 4	1 4	11	1	1	2	0 1	-3	
23	San Antonio Brinson	F 21:17	4-9	0-2	1-2	2 3 5	1 3	9	2	0	0	0 0	8	
2	Myles Smith	G 32:50	0-4	5-6	1 1	2 2	5 3	0	0	1	0	0 0	13	
4	Jalen Jackson	G 23:45	0-6	0-1	2-2	2 2 4	5 3	2	3	2	4	0 0	1	
22	Simeon Fryer	G 20:33	2-5	0-1	3-6	3 2 5	4 3	7	0	2	0	0 0	1	-5
0	Trevian Tennyson	G 17:43	3-8	1-2	0-0	0 1 1	2 0	7	0	3	1	0 0	1	
3	Tyrese Nickelson	G 16:32	1-3	0-2	2-3	0 2 2	1 2	4	1	1	1	0 0	-3	
10	Isaac Mushila	G 23:38	6-9	1-2	3-5	3 5 8	3 4	16	0	1	0	0 0	11	
11	Terrior Murdix	G 16:15	0-1	0-0	2-4	0 2 2	4 1	2	2	2	2	0 1	5	
32	Stephen Faramade	G 03:25	0-0	0-0	2-2	0 0 0	1 2	0	0	1	1	0 0	2	
Team						1 2 3	0	2						
Technical Fouls:Jackson 2 <sup>nd</sup> 2:07														
Totals														

		IUPUI	TAMUCC
Biggest lead	6 (1 <sup>st</sup> 6:58)	11 (2 <sup>nd</sup> 10:01)	
Best Scoring Run	9 (1 <sup>st</sup> 14:13)	12 (2 <sup>nd</sup> 16:17)	
Lead Changes	3		
Times Tied	1		
Time with Lead	16:08	21:50	

		IUPUI	TAMUCC
Points from Turnovers	14	21	
Paint	14	32	
Second Chance	11	13	
Fast Breaks	6	17	
Bench	27	31	

		IUPUI	TAMUCC
Period by Period Scoring			
1st 2nd TOT			
IUPUI	27	32	59
TAMUCC	27	38	65

## GAME #6 • IUPUI 61, SPALDING 41 (INDIANAPOLIS - INDIANA FARMERS COLISEUM)

Spalding - 41														
Record: 2-4														
NO.	Name	Min	FG M-A	3P M-A	FT M-A	Rebounds OR DR TOT	Fouls PF FD	TP	AS	TO	ST	Blocks BS BA	+	-
32	Christian Stewart	F 12:26	0-1	0-0	0-0	1 0 1	1 0	0	0	0	0	0 0	-12	
25	Troy Amanor	C 26:10	5-9	0-0	1-3	1 3 4	3 4	11	0	3	1	0 0	-19	
5	Tylan Mann	G 29:24	3-6	0-1	5-6	0 2 2	0 3	11	0	2	1	0 0	-19	
13	Brandin Obidike	G 13:58	0-3	0-1	0-0	1 0 1	0 0	0	0	0	0	0 0	-16	
22	Jonathan Henson	G 07:39	0-3	0-3	0-0	0 1 1	0 0	0	0	1	1	0 0	-7	
1	Jacoby Johnson	G 24:46	1-5	0-1	0-0	0 0 0	2 1	2	0	4	0	0 1	-11	
3	Isaiah Lockard	G 26:30	4-9	0-1	3-4	0 5 5	3 8	11	1	7	2	0 1	-9	
23	Maxton Campbell	G 24:24	0-3	0-0	0-0	0 1 1	0 0	0	0	0	0	0 0	-13	
21	Parker Chatman	G 10:39	0-1	0-0	0-0	0 1 1	0 0	0	0	1	0	0 0	0	-1
35	Tefrell Toliver	G 04:41	0-0	0-0	0-0	0 0 0	3 0	0	0	0	2	0 0	-1	
2	Steven Ross	G 02:36	0-0	0-0	0-0	0 0 0	0 0	0	0	0	0	0 0	4	
11	Daniel Jefferson	G 02:31	0-1	0-0	0-0	0 0 0	0 0	0	0	0	0	0 0	-3	
20	Elijah Linden	G 06:26	0-0	0-0	0-0	0 0 0	1 1	0	0	0	0	0 0	1	
4	Dino Weraporasu	G 00:56	0-0	0-0	0-0	0 0 0	0 0	0	0	0	0	0 0	0	
12	Braden Jackson	G 03:14	1-1	0-0	0-0	0 0 0	0 0	2	0	0	0	0 0	-2	
31	Jordan Armstead	G 02:31	2-2	0-0	0-0	1 0 1	0 0	4	0	0	0	0 0	5	
15	Joel Porra	G 01:09	0-0	0-0	0-0	0 0 0	0 0	0	1	0	0	0 0	1	
Team						2 1 3	0	2						
Technical Fouls:NONE														
Totals														

IUPUI - 61														
Record: 1-5														
NO.	Name	Min	FG M-A	3P M-A	FT M-A	Rebounds OR DR TOT	Fouls PF FD	TP	AS	TO	ST	Blocks BS BA	+	-
24	Jonah Carrasco	F 18:53	4-5	0-0	0-1	4 2 6	2 1	8	0	1	0	2 0	5	
1	KJ Pruitt	G 31:02	2-5	1-2	0-0	0 1 1	1 1	5	2	0	2	1 0	22	
2	Bobby Harvey	G 27:12	2-3	1-6	0-0	0 3 3	2 0	5	2	1	3	0 0	19	
5	Nathan McClure	G 26:50	2-6	0-3	1-2	2 5 7	1 2	5	1	0	0	0 0	9	
25	Boston Stanton III	G 26:19	2-9	2-6	2-2	0 0 0	2 1	8	2	3	0	0 0	11	
4	Bakari LaStrap	G 19:34	3-5	1-1	3-4	0 3 3	4 2	10	2	5	1	0 0	9	
12	Azariah Seay	G 18:15	3-4	1-2	1-2	2 4 6	2 2	8	0	3	0	0 0	14	
23	Chuks Isitua	G 15:57	1-2	0-0	1-4	1 1 2	4 3	5	1	3	0	1 0	14	
33	Dimitar Pandev	G 15:58	3-5	1-3	0-0	1 3 4	0 1	7	2	1	1	0 0	3	
Team						2 3 5	0	2						
Technical Fouls:NONE														
Totals														

		SPL	IUPUI
Biggest lead	0 (1 <sup>st</sup> 20:00)	26 (2 <sup>nd</sup> 11:59)	
Best Scoring Run	5 (1 <sup>st</sup> 3:27)	11 (1 <sup>st</sup> 16:27)	
Lead Changes	0		
Times Tied	0		
Time with Lead	00:00	39:06	

		SPL	IUPUI
Points from Turnovers	15	20	
Paint	20	22	
Second Chance	3	11	
Fast Breaks	8	9	
Bench	19	30	

		SPL	IUPUI
Period by Period Scoring			
1st 2nd TOT			
IUPUI	33	28	61

## GAME #5 • UTSA 60, IUPUI 57 (SAN ANTONIO, TEXAS - CONVOCATION CENTER)

IUPUI - 57														
Record: 0-5														
NO.	Name	Min	FG M-A	3P M-A	FT M-A	Rebounds OR DR TOT	Fouls PF FD	TP	AS	TO	ST	Blocks BS BA	+/-	
24	Jonah Carrasco	F 14:18	1-2	0-0	1-2	4 3 7	1 2	3	0	0	0	0 0	-6	1 <sup>st</sup> FG% 14-28 50.0%
00	B.J. Maxwell	G 35:09	5-15	2-7	1-2	2 8 10	2 2	13	2	0	0	2 0	0	3PT% 4-9 44.4%
1	KJ Pruitt	G 30:35	2-5	1-3	0-0	0 3 3	1 1	5	1	3	1	2 1	-6	FT% 1-2 50%
5	Nathan McClure	G 22:39	2-4	1-3	0-0	1 1 2	2 0	5	0	0	1	0 0	2	2 <sup>nd</sup> FG% 9-19 47.4%
25	Boston Stanton III	G 27:12	2-7	1-2	0-0	0 3 3	2 1	5	3	4	0	0 0	-5	3PT% 3-9 33.3%
12	Azariah Seay	G 04:35	0-0	0-0	0-0	1 0 1	1 1	0	1	1	0	0 0	-1	FT% 3-6 50%
23	Chuks Isitua	G 24:37	4-4	0-0	2-2	1 2 3	1 2	10	1	1	1	2 0	3	GM FG% 23-47 48.9%
4	Bakari LaStrap	G 19:24	3-4	0-0	0-2	0 1 1	1 1	6	4	3	1	0 0	2	3PT% 7-18 38.9%
2	Bobby Harvey	G 20:26	3-5	2-3	0-0	0 4 4	2 1	8	1	0	0	0 0	-4	FT% 4-8 50.0%
33	Dimitar Pandev	G 01:05	1-1	0-0	0-0	0 0 0	1 0	2	0	0	0	0 0	0	Dead Ball Rebounds: 3.0
Team						2 1 3	0	3						
Totals			23:47	7-18	4-8	11 26 37	14 11	57	13	15	4	6 1	-3	
Technical Fouls:Pandev 1 <sup>st</sup> 2:58														